



KNR Constructions Limited.

Date: 14th August 2023

Ref: KNRCL/SD/2023/603&604

To, The Manager BSE Limited, P J Towers, Dalal Street, Fort, Mumbai - 400001 Scrip code: 532942	To, The Manager, National Stock Exchange of India Limited, Exchange Plaza, Bandra Kurla Complex, Bandra (E), Mumbai - 400051. Scrip Code: KNRCON
--	---

Dear Sir/Madam,

Sub: Investor Presentation

Ref: Regulation 30 of SEBI (LODR) Regulations, 2015

We refer to the above captioned subject, we herewith submit latest investor presentation for the period ended 30th June 2023.

This is for the information of the Exchange, please.

Thanking you,

Yours truly

For **KNR Constructions Limited**

Haritha Varanasi
Company Secretary

Investor Presentation



KNR Constructions Limited



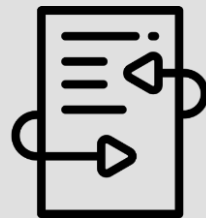
August
2023

Partnering India's
Growth Story

This presentation and the accompanying slides (the “Presentation”), which have been prepared by **KNR Constructions Limited** (the “Company”), have been prepared solely for information purposes and do not constitute any offer, recommendation or invitation to purchase or subscribe for any securities, and shall not form the basis or be relied on in connection with any contract or binding commitment whatsoever. No offering of securities of the Company will be made except by means of a statutory offering document containing detailed information about the Company.

This Presentation has been prepared by the Company based on information and data which the Company considers reliable, but the Company makes no representation or warranty, express or implied, whatsoever, and no reliance shall be placed on, the truth, accuracy, completeness, fairness and reasonableness of the contents of this Presentation. This Presentation may not be all inclusive and may not contain all of the information that you may consider material. Any liability in respect of the contents of, or any omission from, this Presentation is expressly excluded.

Certain matters discussed in this Presentation may contain statements regarding the Company’s market opportunity and business prospects that are individually and collectively forward-looking statements. Such forward-looking statements are not guarantees of future performance and are subject to known and unknown risks, uncertainties and assumptions that are difficult to predict. These risks and uncertainties include, but are not limited to, the performance of the Indian economy and of the economies of various international markets, the performance of the industry in India and world-wide, competition, the company’s ability to successfully implement its strategy, the Company’s future levels of growth and expansion, technological implementation, changes and advancements, changes in revenue, income or cash flows, the Company’s market preferences and its exposure to market risks, as well as other risks. The Company’s actual results, levels of activity, performance or achievements could differ materially and adversely from results expressed in or implied by this Presentation. The Company assumes no obligation to update any forward-looking information contained in this Presentation. Any forward-looking statements and projections made by third parties included in this Presentation are not adopted by the Company and the Company is not responsible for such third party statements and projections.

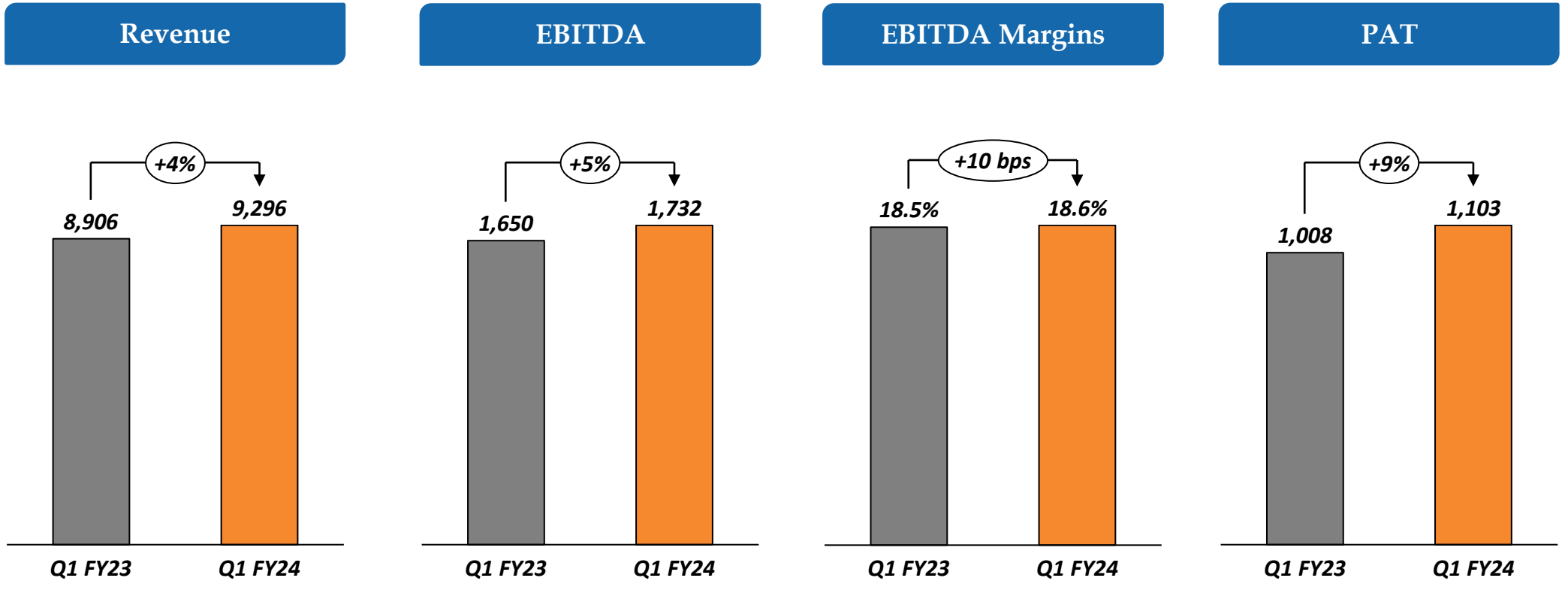


Key Highlights & Result Update

- ❑ **Signing of Concession Agreement for KNR Kaveri Infra Private Limited (Mysore to Kushalnagara Section of NH-275 - Package IV)**
 - ✓ Concession Agreement signed on 28th June 2023
 - ✓ Letter of Award was issued on 10th March 2023
 - ✓ Total Bid Project Cost of Rs. 6,500 million
- ❑ **Signing of Concession Agreement for KNR Sriranganatha Infra Private Limited (Mysore to Kushalnagara Section of NH-275 - Package V)**
 - ✓ Concession Agreement signed on 22nd May 2023
 - ✓ Letter of Award was issued on 10th March 2023
 - ✓ Total Bid Project Cost of Rs. 6,903 million
- ❑ **Signing of Concession Agreement for KNR Ramatheertham Infra Private Limited (Marripudi to Somvarappadu of Bengaluru-Vijayawada economic corridor)**
 - ✓ Concession Agreement signed on 27th April 2023
 - ✓ Letter of Award was issued on 28th February 2023
 - ✓ Total Bid Project cost of Rs. 6,650 million
- ❑ **Credit Rating upgraded by CRISIL**
 - ✓ Upgraded Long Term rating from AA- / Positive to AA / Stable
 - ✓ Short Term rating reaffirmed as A1+

Standalone Financial Highlights

Rs. Million



Quarter 1

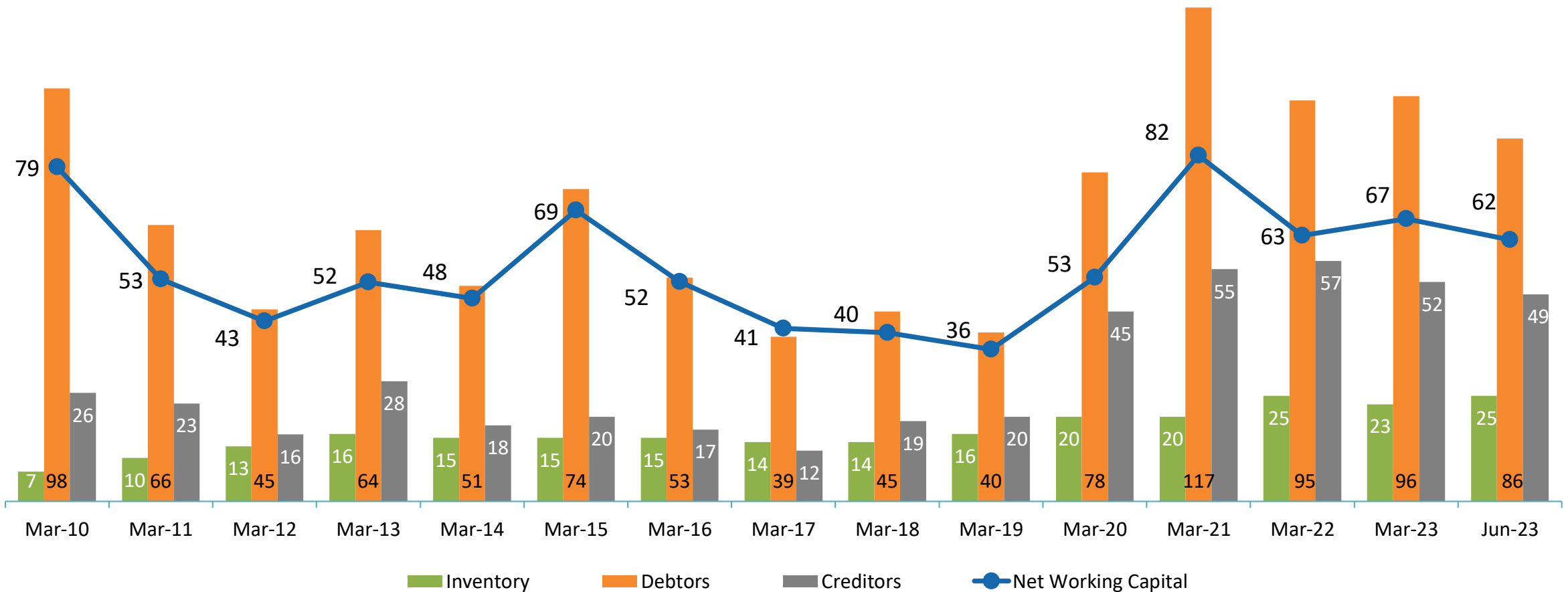
Standalone Financial Results

Rs. Million	Standalone				
	Q1 FY24	Q1 FY23	YoY	Q4 FY23	QoQ
Total Revenue	9,295.8	8,905.9	4%	11,755.8	-21%
Operating Expenses	6,553.9	6,390.6		8,175.2	
Employees Expenses	392.7	385.8		410.2	
Other Expenditure	616.8	479.8		1,051.1	
EBITDA	1,732.4	1,649.7	5%	2,119.3	-18%
EBITDA margin	18.6%	18.5%	10 bps	18.0%	60 bps
Other Income	70.7	90.8		95.7	
Depreciation	283.4	326.7		400.4	
Interest	50.2	69.3		79.7	
Exceptional Item	0.0	0.0		0.0	
PBT	1,469.5	1,344.5	9%	1,734.9	-15%
Tax	367.0	336.1		448.7	
Current Tax	364.3	336.2		442.0	
Prior Period Tax	0.0	0.0		8.4	
Deferred Tax	2.7	-0.1		-1.7	
Profit After Tax	1,102.5	1,008.4	9%	1,286.2	-14%
PAT margin	11.9%	11.3%	60 bps	10.9%	100 bps
Other Comprehensive Income	1.3	-1.6		9.7	
Total Comprehensive Income	1,103.8	1,006.8	10%	1,295.9	-15%

Consolidated Financial Results

Rs. Million	Consolidated				
	Q1 FY24	Q1 FY23	YoY	Q4 FY23	QoQ
Total Revenue	9,810.1	9,804.5	0%	12,453.3	-21%
Operating Expenses	6,574.2	6,413.8		8,484.4	
Employees Expenses	394.2	398.0		411.9	
Other Expenditure	684.5	880.1		1,097.3	
EBITDA	2,157.2	2,112.6	2%	2,459.7	-12%
EBITDA margin	22.0%	21.5%	50 bps	19.8%	220 bps
Other Income	75.8	101.2		101.0	
Depreciation	364.0	409.7		482.4	
Interest	203.4	545.3		205.6	
Share of Profit / loss of associates	53.7	-17.3		-2.9	
Exceptional Item	0.0	0.0		0.0	
PBT	1,719.3	1,241.5	38%	1,869.8	-8%
Tax	387.0	336.1		452.4	
Current Tax	384.3	336.2		445.7	
Prior Period Tax	0.0	0.0		8.4	
Deferred Tax	2.7	-0.1		-1.7	
Profit After Tax	1,332.3	905.4	47%	1,417.4	-6%
PAT margin	13.6%	9.2%	440 bps	11.4%	220 bps
Other Comprehensive Income	1.3	-1.6		9.8	
Total Comprehensive Income	1,333.6	903.8	48%	1,427.2	-7%

Standalone Net Working Capital Days





Business Overview

❑ One of the leading companies providing Engineering, Procurement and Construction (EPC) services

- Major Projects in Roads & Highways – one of the fast-growing sectors
- Established presence in Irrigation and Urban Water Infrastructure Management

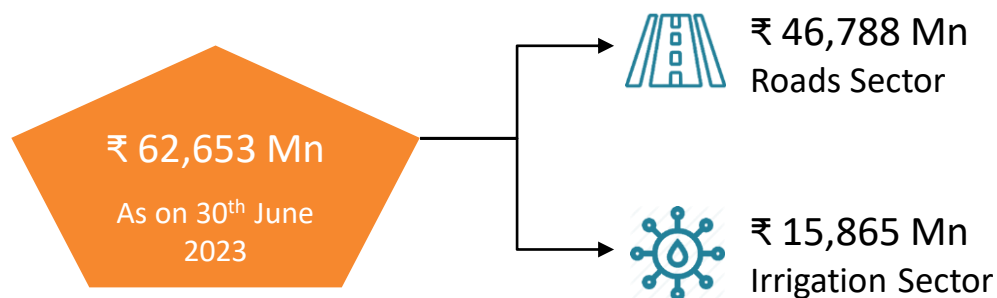
❑ 25+ years of experience of project execution

- Successfully executed more than ~7,500 lane km Road Projects
- Projects executed across 12 states in India

❑ Portfolio of BOT/HAM Projects

- 668 lane Kms Projects in the state of Telangana, Karnataka & Bihar
- 2 Annuity based Projects, 1 Toll based project and 5 based HAM projects
- 5 HAM projects with total Bid Project cost of Rs. 76,135million

❑ Strong EPC Order Book



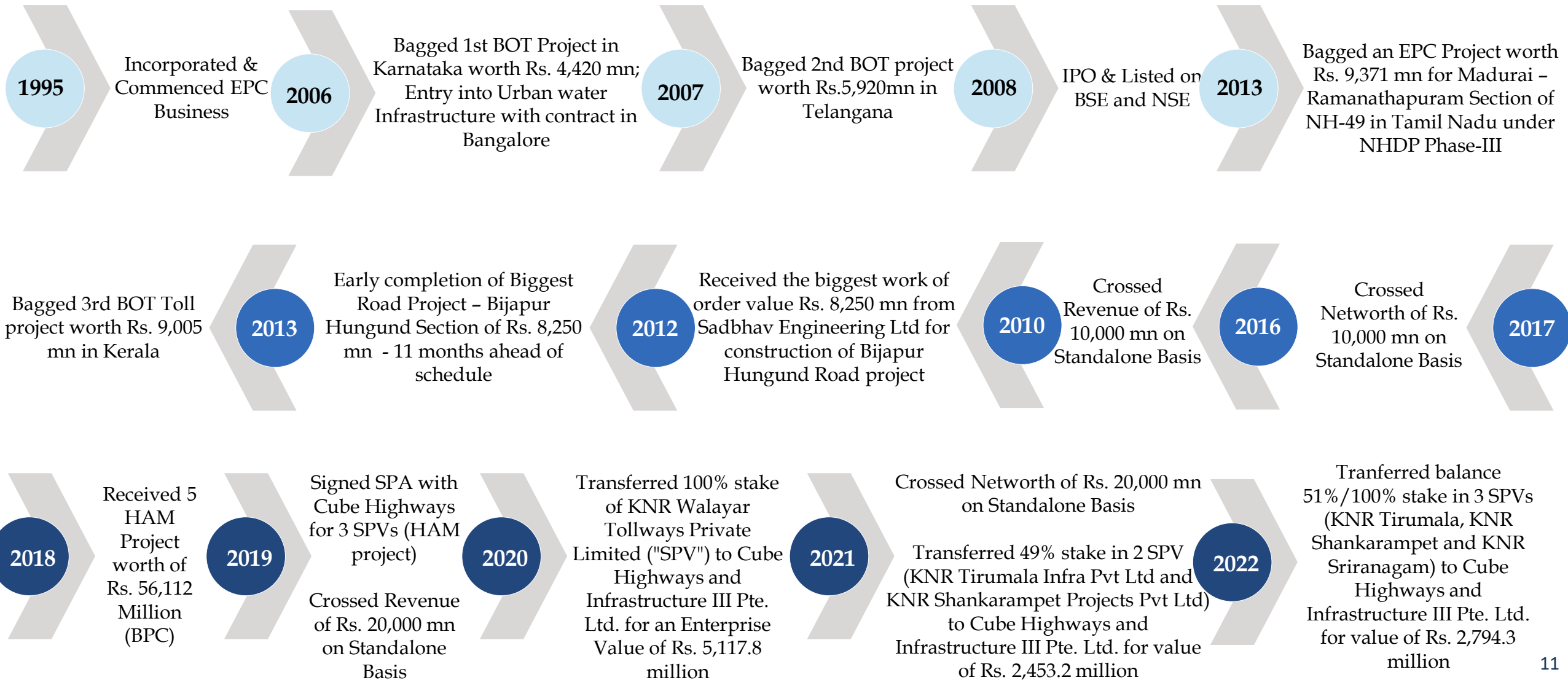
Vision

To develop KNRC as a Centre of excellence in the field of Infrastructure services by striving continuously to provide eco-friendly solution adopting state-of-the-art practices and commitment to quality through motivated human resource



Mission

We would aim to add more business verticals to the organisation in the fields of construction of Elevated Metro Rail and Railway Projects.





Mr. K. Narasimha Reddy –
Founder Promoter & Managing Director

- Over 50 years of experience in the Highway sector
- Started career in 1968 and engaged in the business of undertaking civil and mechanical contracts
- Extensive knowledge and experience in multi project planning Scheduling, cost controls in addition to overall construction and multi project management & driving force in taking the company towards greater heights



Mr. K. Jalandhar Reddy –
Promoter & Executive Director

- Over 25 years of experience in the Highway and infrastructure sector
- Started his career with the organisation as a project Manager and was elevated to Executive Director on April 1, 1997
- Heads the tendering and bidding activities and oversees most of the projects

Supported by Professional Team

Mr. T.L. Verma
(Sr. Vice President - Projects)

- A Bachelor of Engineering (BE) from MITS Gwalior (MP) with Over 40 years of total experience with ~20 years of experience in Highway sector
- Working with the company since 2006 on various projects i.e. Bridges and Highways, including construction of Concrete Roads

Mr. S Vaikuntanathan
(Vice President - Finance)

- A Fellow Member of the Institute of Chartered Accountants of India with over 40 years of experience in the areas of finance, accountancy and taxation
- Has the overall responsibility for the finalization of corporate accounts, taxation, finance and related jobs

Mr. V. Narasimha Ramana
(Sr. Vice President - Technical)

- M. Tech in Civil Engineering from IIT Madras with over 30 years of rich experience in various Highway Projects connected with MORTH & NHAI
- Actively involved all the verticals of highway and bridge projects

Ms. V. Harita
(Company Secretary)

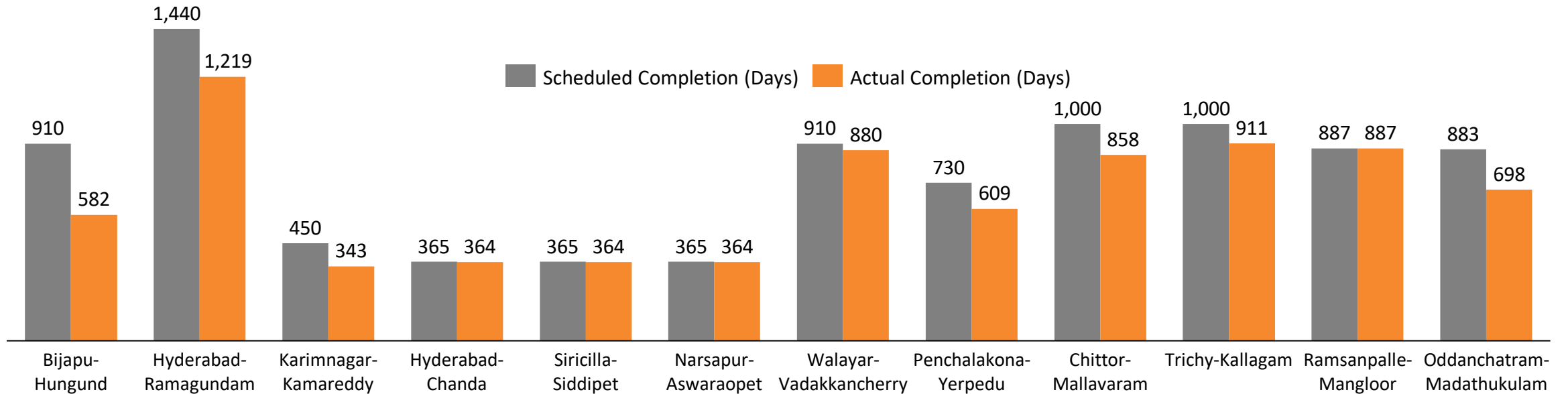
- A Member of the Institute of Company Secretaries of India
- Overall responsibility towards compliance of Rules & Regulations laid down by various authorities



Key Business Strengths

1. Project Execution Capabilities

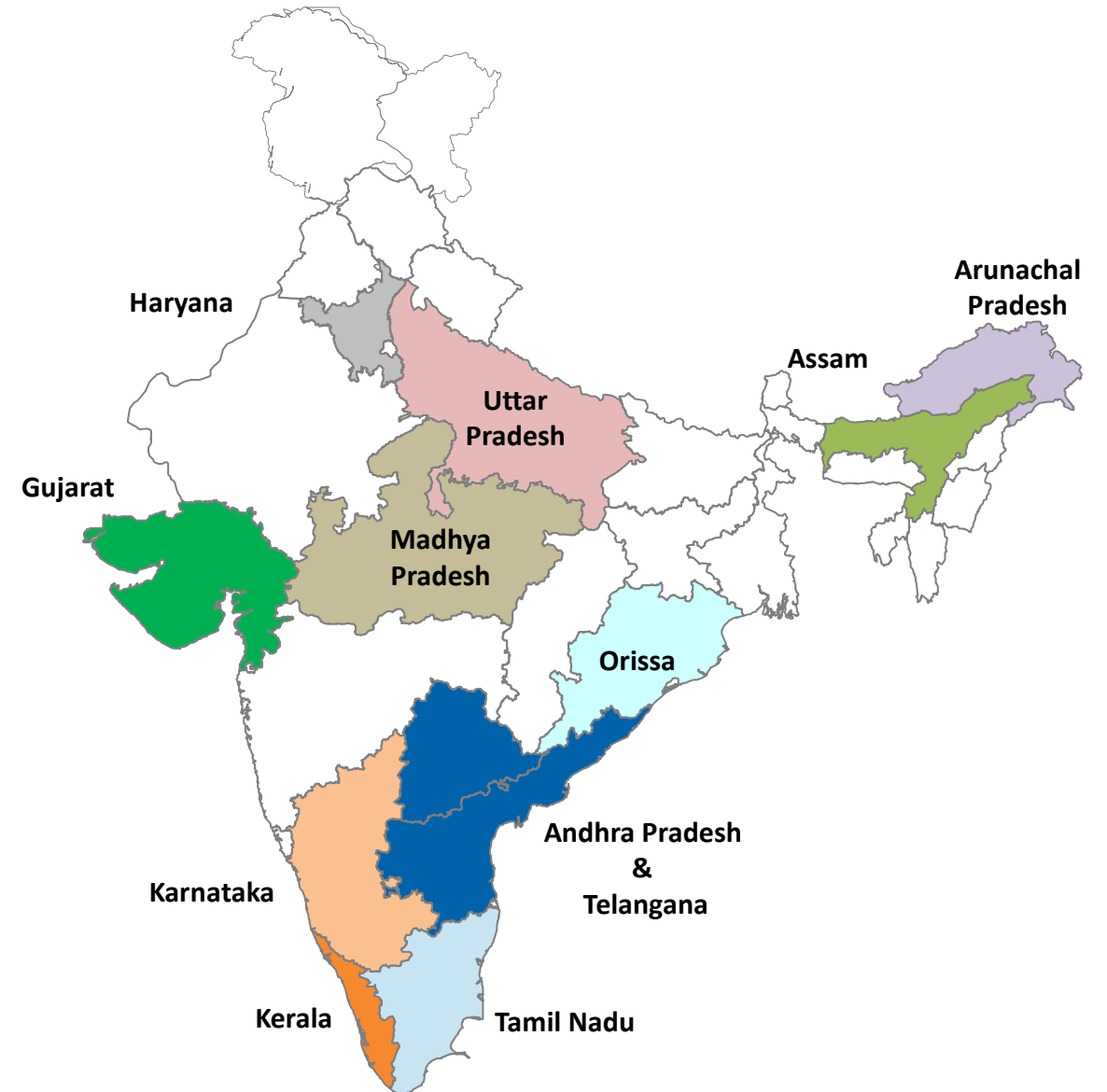
- ❑ Top management's active involvement at all stages of Project execution
 - Selection of Major Raw Material
 - Selection of construction Camp location
- ❑ Faster Decision making to ensure project completion on schedule
- ❑ Received Bonus for completion of construction ahead of schedule



SIGNIFICANT EXPERIENCE AND STRONG TRACK RECORD IN TIMELY EXECUTION OF PROJECTS

Pan India Project Execution Capability*

Sr. No.	State	No. of Projects	Project Value (Rs. Mn)
1	Tamil Nadu	12	36,530
2	Karnataka	13	17,149
3	Kerala	2	17,068
4	AP & Telangana	27	13,099
5	Madhya Pradesh	5	5,189
6	Uttar Pradesh	10	4,549
7	Assam	2	4,038
8	Gujarat	1	2,550
9	Arunachal Pradesh	1	2,358
10	Orissa	1	1,866
11	Haryana	1	118
	Total	75	1,04,513



*Projects executed in last 20 years

Disclaimer: Maps not to scale. All data, information, and maps are provided "as is" without warranty or any representation of accuracy, timeliness or completeness

Cement Concrete Road

- Completed Widening to 4/6 lanes and Strengthening of Existing two-lane carriageway of NH – 5 in the State of Orissa for a length of 56.0 Kms with total contract value of work is Rs 2,310 mn
- Existing road was widened & strengthened with flexible pavement but, new 2- lane road was constructed with concrete (PQC)
- Concrete road was paved for a width of 8.75m with G&Z slip form paver having automatic device for placement of tie bars and dowel bars at fixed interval
- Concreted Batching Plant was installed with a capacity compatible with the paving capacity of G&Z paver for better quality control of PQC Road

Hard Rock Excavation

- 2.6 Millions Cubic Meters deep hard rock excavation was done in the work of four laning of Islam Nagar (KM 230.00) to Kadtal (KM 278.00) of Nagpur –Hyderabad Section on NH-7 in the State of Telangana

2. In-house Construction Equipment

Sr. No.	Machinery	Quantity
1	Tipplers & Tankers	1310
2	Excavators	399
3	Generators	276
4	Concrete Mixers And Pumps	202
5	Compactors	138
6	Drillers & Breakers	106
7	Loaders	103
8	Cranes	95
9	Graders	75
10	Compressors	63
11	Batching Plants	52
12	Rollers	52
13	Pavers	51
14	Weigh Bridges	50

Sr. No.	Machinery	Quantity
15	Tractors	47
16	Crushers	32
17	Transformers	32
18	Trailers	31
19	Dozers	28
20	Light Soures	24
21	Wet Mix Plants	16
22	Hot Mix Plants	15
23	Kerb Laying Machine	10
24	Sprayers	10
25	Deisel Bunks	10
26	Sweeping Machines	8
27	Drum Mix Plants	7
28	Sub Stations	3



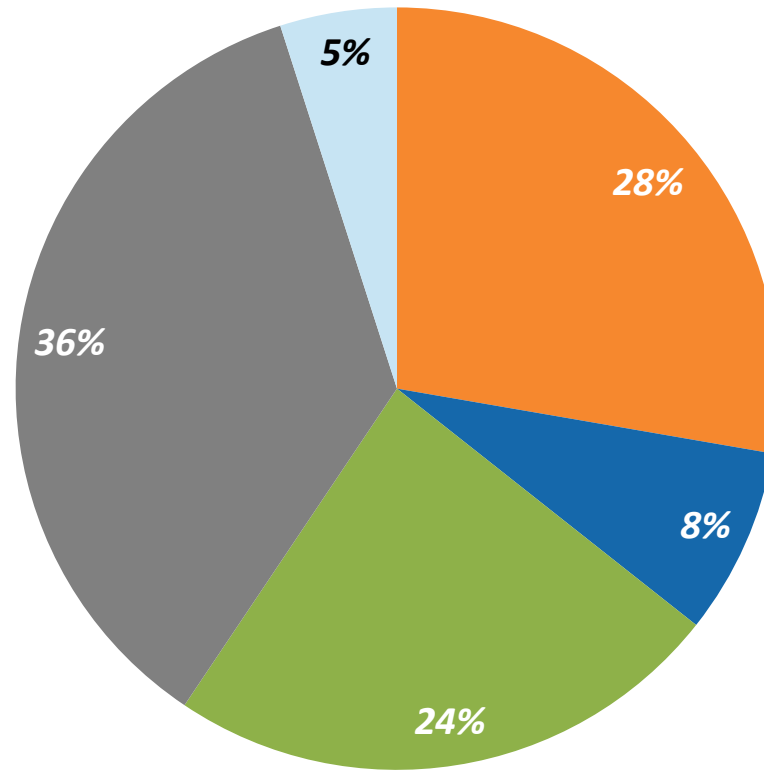
Gross Block of Plant & Machinery*
₹ 14,551 Million



WORLD CLASS CONSTRUCTION EQUIPMENTS USE OF RIGHT TOOLS FOR RIGHT WORK

3. In-house Execution Team

Total Employees*
2,294



- *Project Engineering*
- *Site Supervision*
- *Site Engineers*
- *Equipment Operators*
- *Admin & Office Staff*

IN-HOUSE TEAM OF QUALIFIED AND EXPERIENCED EMPLOYEES LED BY PROVEN MANAGEMENT TEAM

* as on June 30, 2023

4. Host of Marque Clients




National Highways Authority of India (NHAI)



Andhra Pradesh Road Development Corporation (APRDC)



Ministry of Road Transport & Highways (MoRTH)




Hyderabad Growth Corridor Limited (HGCL)



Karnataka State Highway Improvement Project (KSHIP)



Karnataka Road Development Corporation (KRDCL)



Madhya Pradesh Road Development Corporation Limited (MPRDCL)



Bruhat Bangalore Mahanagara Palike (BBMP)



Uttar Pradesh State Highways Authority (UPSHA)



Telangana Irrigation (Government of Telangana)



A.P. Irrigation (Government of Andhra Pradesh)



GMR Projects Private Limited



Engineers India Limited (Government of India Undertaking)



NMDC Limited



Sadbhav Engineering Limited




Public Works Department (Government of Arunachal Pradesh)



Highways Department (Government of Tamil Nadu)



Oriental Structural Engineers Pvt. Ltd.



BOT Portfolio

BOT Portfolio – Annuity Projects

	Particulars	Patel KNR Infrastructures limited (PKIL)	Patel KNR Heavy Infrastructures Limited (PKHIL)
Project Details	Stake	40%	40%
	Project Type	Road-Annuity	Road-Annuity
	State	Karnataka	Telangana
	JV Partner	PEL	PEIL
	Client	NHAI	NHAI
	Length (KM)	60.0	53.0
Terms	Concession Start Date	26 th March 2007	2 nd March 2008
	Concession Period	20 Years	20 Years
	COD	21 st December 2009	11 th June 2010
Financials	Project Cost (Rs. mn)	4,420.0	5,920.0
	Equity (30.06.2023) (Rs. mn)	370.0	648.7
	Debt (30.06.2023) (Rs. mn)	1,429.2	2,272.8
	Securitized	Yes*	Yes**
	Semi-Annuity - 36 Instalments (Rs. mn)	329.4	443.7

* PKIL securitized its project loan through issuance of non-convertible debentures to LIC of India & raised Rs. 4,090 mn in April 2010. The said proceeds were used to retire the existing high cost project loan and unsecured loans of promoters and to meet the issue expenses.

**PKHIL securitized its project loan through issuance of non-convertible debentures to L&T Infrastructures Finance Company Limited and raised Rs 4000 mn in Sept. 2013. The said proceeds were used to retire the existing high cost project loans (Other than the ECB of USD 25 Millions availed from the Standard Chartered Bank, London) and unsecured loans of promoters and to meet the issue expenses.

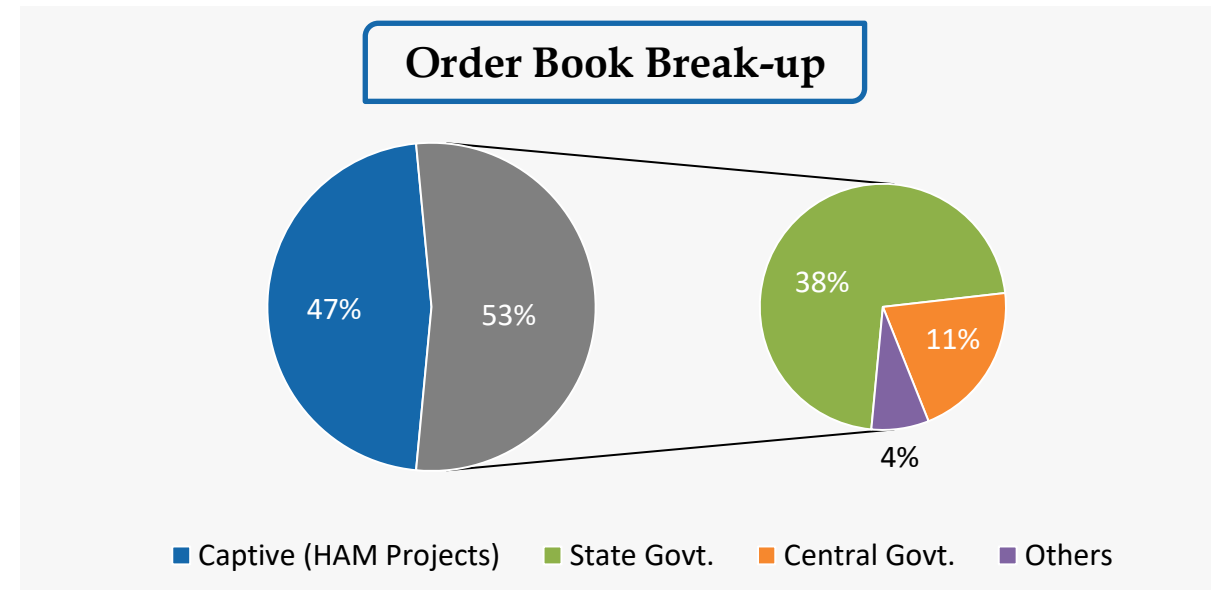
	Particulars	KNR Muzaffarpur Barauni Tollway Private Limited
Project Details	Stake	51%
	Project Type	Road-Toll
	State	Bihar
	JV Partner	JKM Infra Project Ltd
	Client	NHAI
	No of Lanes	Two
	Length(KM)	108
Terms	Concession Start Date	8th July 2012
	Concession Period	21 Years
	Scheduled COD	9th July 2014
	Actual Scheduled COD	3rd June 2016
	Revenue Sharing	Premium
Financials	Project Cost (Rs. mn)	3,596.8 / (Revised: 4,588.6)
	Equity (30.06.2023) (Rs. mn)	1,771.5
	Debt (30.06.2023) (Rs. mn)	2,472.4
	Status	100% PCOD issued on 24th August 2017
	Toll Revenue – (Rs. mn)	Q1 FY24: Rs. 116.3 mn

	Particulars	<i>Magadi - Somwarpet</i>	<i>Oddanchatram - Madathukulam</i>	<i>Ramanattukara - Valanchery</i>	<i>Valanchery - Kappirikkad</i>	<i>Chittor - Thatchur</i>
Project Detail	SPV Name	KNR Somwarpet Infra Pvt. Ltd.	KNR Palani Infra Pvt. Ltd.	KNR Ramanattukara Infra Pvt. Ltd.	KNR Guruvayur Infra Pvt. Ltd.	KNR Ramagiri Infra Pvt. Ltd.
	Stake	100%	100%	100%	100%	100%
	Project Type	Hybrid Annuity	Hybrid Annuity	Hybrid Annuity	Hybrid Annuity	Hybrid Annuity
	State	Karnataka	Tamil Nadu	Kerala	Kerala	Andhra Pradesh
	Client	KSHIP	NHAI	NHAI	NHAI	NHAI
	No of Lanes	Two	Four	Six	Six	Six
	Length(KM)	166.0	45.4	39.7	37.4	34.7
	Concession Period	9 Years	17 Years	17.5 Years	17.5 Years	17 Years
Financials	Bid Project Cost (Rs. mn)	11,445.0	9,200.0	23,675.0	21,400.0	10,415.0
	Total Project Cost (Rs. mn)	11,276.0	7,920.0	21,500.0	19,594.0	9,309.1
	Grant (Rs. mn)^	7,485.0	3,945.4	10,250.0	9,242.5	4,501.7
	Estimated Equity (Rs. mn)	1,221.0	804.6	2,250.0	2,091.5	961.5
	Estimated Debt (Rs. mn)	2,570.0	3,170.0	9,000.0	8,260.0	3,845.9
	Appointed Date	12 th Feb. 2020	5 th Oct. 2020	21st Jan. 2022	21st Jan. 2022	25 th Jan. 2023
	PCOD / COD	-	2 nd Sept. 2022	-	-	-
Progress	% Physical Progress	74.8%	93.1%	40.2%	42.0%	10.9%
	Equity Invested (Rs. mn)	1,018.7	644.0	1,168.6	1,205.5	12.7
	Grant Received (Rs. mn)	5,628.7	3,908.2	4,381.2	4,612.4	958.2
	Debt Already Drawn (Rs. mn)	0.0	2,450.0	867.0	0.0	0.0

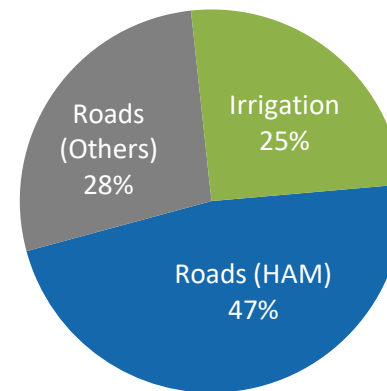


Order Book & Business Strategy

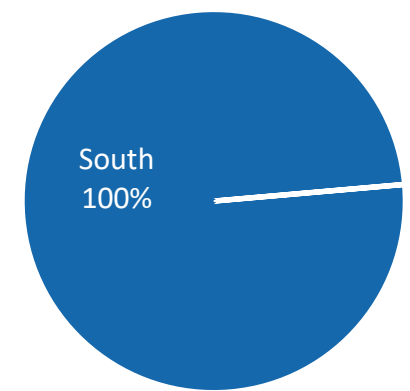
Key Projects	Rs. Mn
Ramanattukara to Valanchery bypass project (HAM)	10,428
Valanchery Bypass to Kappirikkad project (HAM)	9,244
Development of Six lane Chittoor-Thatchur Highway (HAM)	6,817
Bangalore-Mangalore Project (Periya Shanthi to Bntwal) (EPC)	6,789
Elevated Highway along Avinashi Road in Coimbatore City (EPC)	5,947
Top 5 Road Projects	39,225
Other Road Projects	7,563
Irrigation Projects	15,865
Total Orderbook as on 30th June 2023	62,653



Segment Wise Split



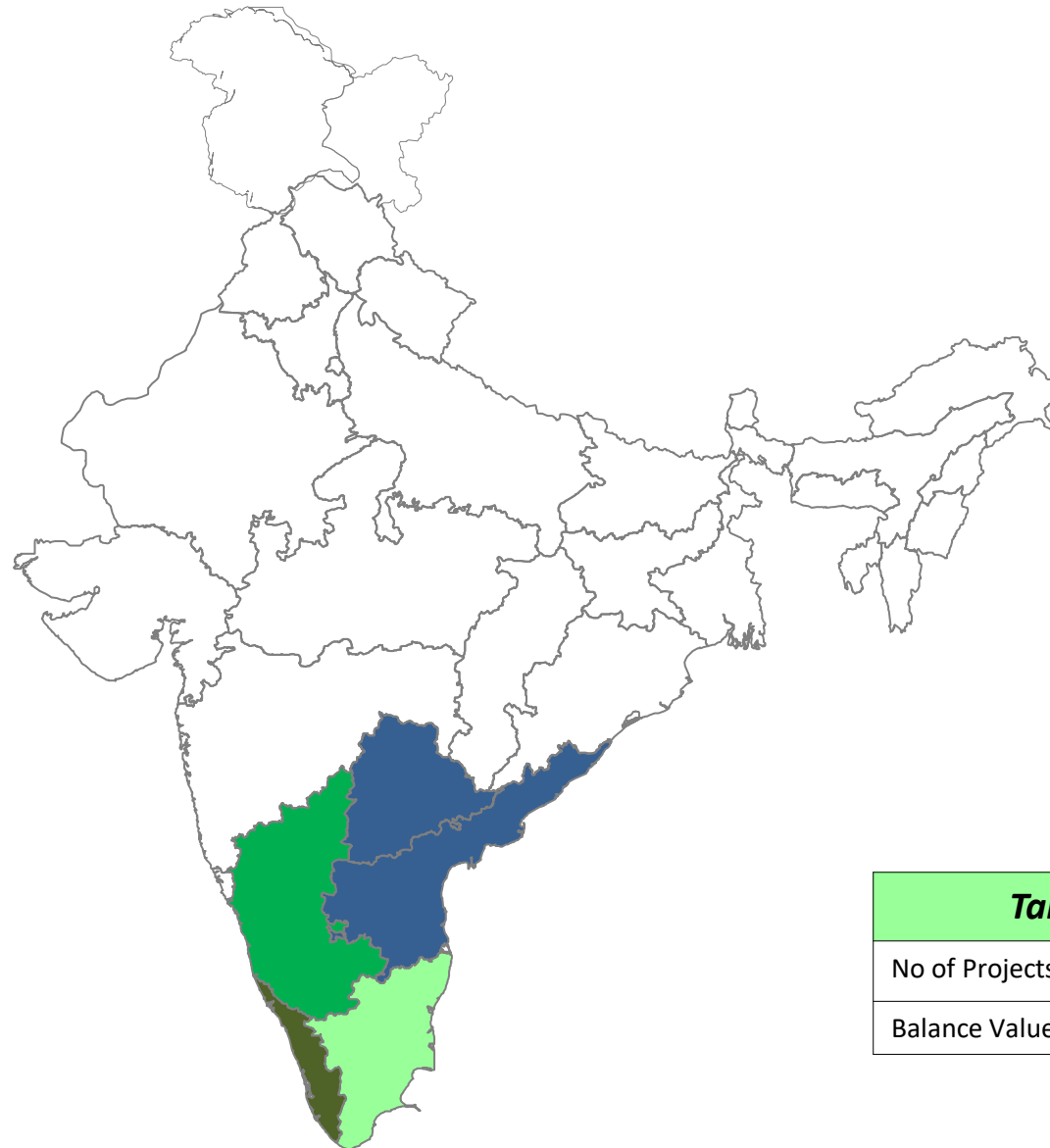
Region Wise Split



Order-book: State-wise

Karnataka	
No of Projects	4
Balance Value	Rs. 9,735 mn

Kerala	
No of Projects	2
Balance Value	Rs. 19,672 mn



AP & Telangana	
No of Projects	15
Balance Value	Rs. 24,990 mn

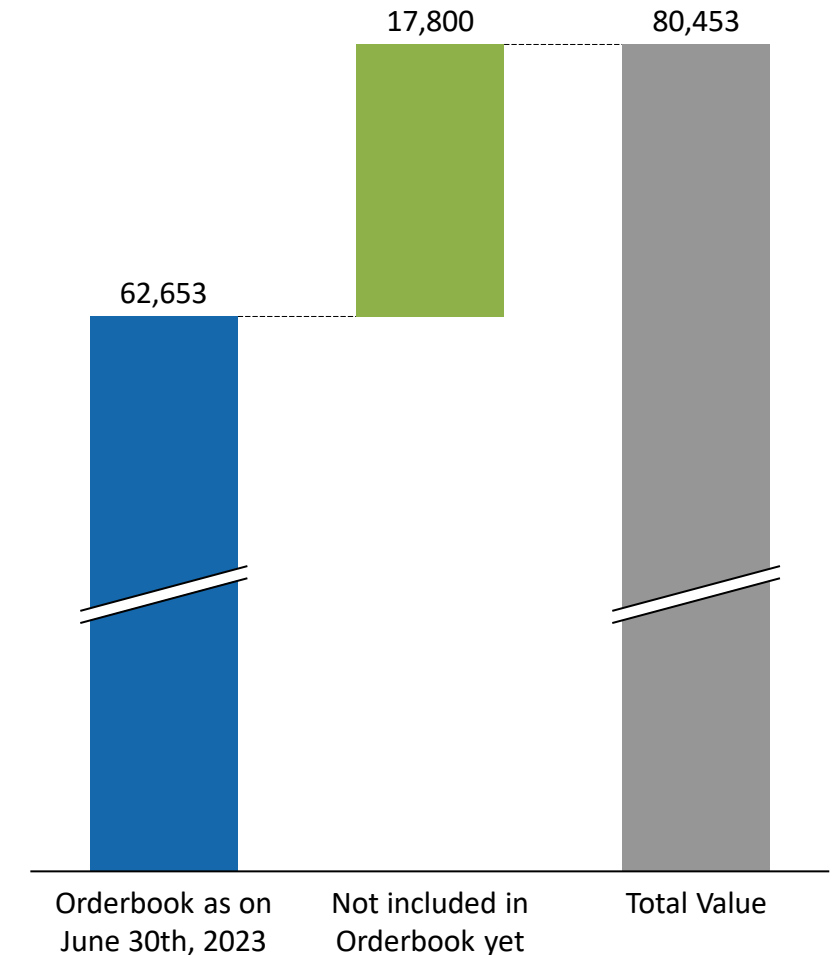
Tamil Nadu	
No of Projects	5
Balance Value	Rs. 8,256 mn

Recently Won Projects

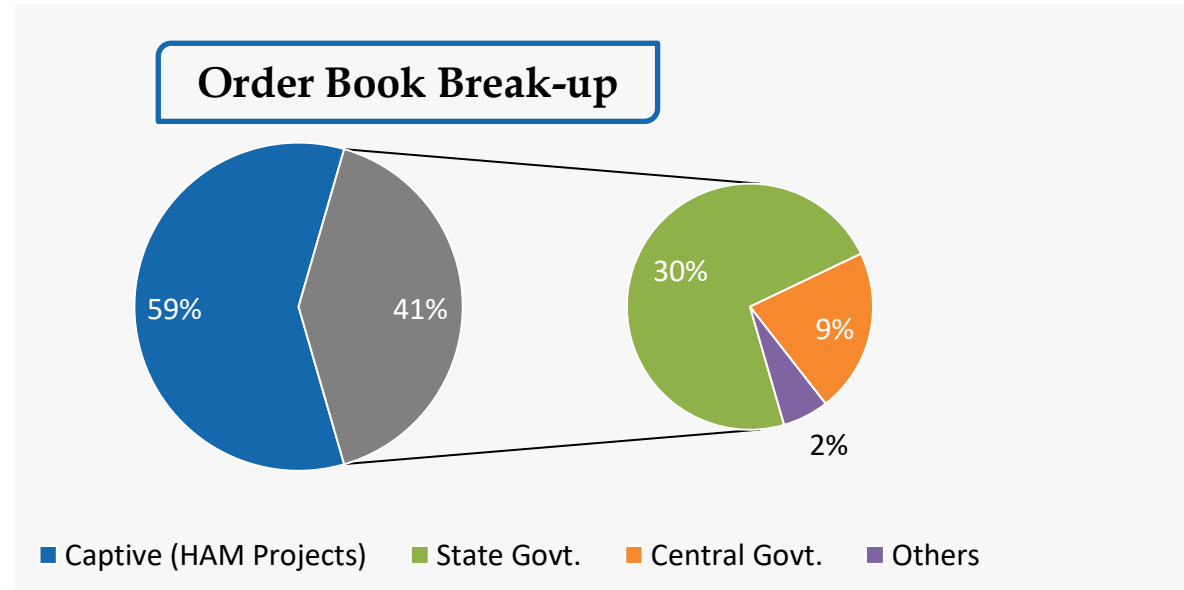
New Projects	Rs. Million (Excluding GST)
Development of six lane access controlled Greenfield Highway from Marripudi (ch. 285+500) to Somvarappadu (ch. 314+600) of [NH-544G] Bengaluru-Vijayawada economic corridor on HAM Mode under Bharatmala Pariyojana Phase-1 in the state of Andhra Pradesh (Package 13).	5,800*
Construction of Access Controlled four laning with paved shoulder from Mysore to Kushalnagara Section of NH-275 on Hybrid Annuity Mode under NH(O) in the State of Karnataka (Package IV)	5,750*
Construction of Access Controlled four laning with paved shoulder from Mysore to Kushalnagara Section of NH-275 under NH(O) in the State of Karnataka (Package V)	6,250*
Total	17,800

* Estimated EPC value subject to Financial Closure

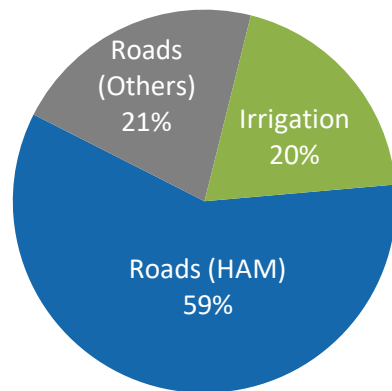
Rs. million



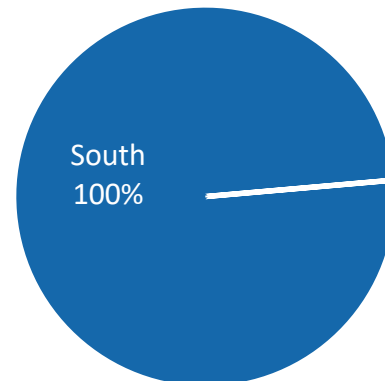
Orderbook Breakup - Rs. 80,453 Mn



Segment Wise Split



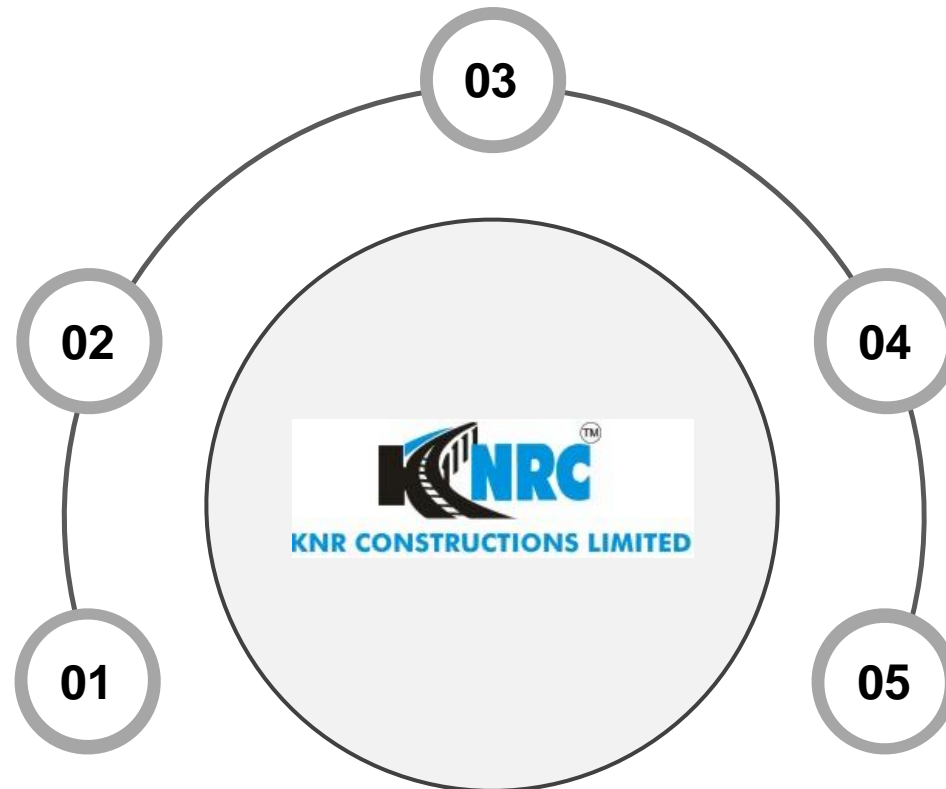
Region Wise Split



Focus on Projects involving Higher degree of engineering skills

Focus on securing EPC contracts from reputed Clients and Concessionaire

Capitalise on Opportunity of huge Infrastructure development in Country



Continuously explores growth opportunities by forming strategic Joint Ventures (JVs)

Execute all the projects on time or ahead of schedule



Financial Highlights

Standalone Financial Highlights

Financial Year	2010*	2011*	2012*	2013*	2014*	2015*	2016^	2017^	2018^	2019^	2020^	2021^	2022^	2023^
Turnover	Rs. 7,125	Rs. 7,930	Rs. 7,505	Rs. 6,921	Rs. 8,348	Rs. 8,761	Rs. 9,025	Rs. 15,411	Rs. 19,317	Rs.21,373	Rs. 22,442	Rs. 27,026	Rs. 32,726	Rs. 37,438
	\$118.6	\$132.0	\$125.0	\$115.2	\$139.0	\$140.0	\$136.1	\$238.3	\$296.9	\$306.8	\$297.7	\$369.2	\$431.7	\$ 455.4
EBITDA	Rs. 1,121	Rs. 1,356	Rs. 1,338	Rs. 1,164	Rs. 1,258	Rs. 1,261	Rs. 1,529	Rs. 2,296	Rs. 3,839	Rs. 4,270	Rs. 4,871	Rs. 5,358	Rs. 6,777	Rs. 7,217
	\$18.7	\$22.6	\$22.3	\$19.4	\$20.9	\$20.1	\$23.1	\$35.5	\$59.3	\$61.3	\$64.6	\$73.2	\$89.4	\$ 87.8
Profit before Tax (PBT)	Rs. 826	Rs. 897	Rs. 784	Rs. 670	Rs. 669	Rs. 723	Rs. 1,291	Rs. 1,632	Rs. 2,682	Rs. 2,906	Rs. 2,937	Rs. 3,811	Rs. 5,788	Rs. 7,051
	\$13.8	\$14.9	\$13.1	\$11.2	\$11.1	\$11.6	\$19.5	\$25.2	\$41.2	\$41.7	\$39.0	\$52.1	\$76.4	\$ 85.8
Profit after Tax (PAT)	Rs. 503	Rs. 568	Rs. 528	Rs. 521	Rs. 610	Rs. 730	Rs. 1,611	Rs. 1,573	Rs. 2,721	Rs. 2,633	Rs. 2,252	Rs. 2,442	Rs. 3,818	Rs. 4,988
	\$8.4	\$9.5	\$8.8	\$8.7	\$10.2	\$11.7	\$24.3	\$24.3	\$41.8	\$37.8	\$29.9	\$33.4	\$50.4	\$ 60.7
EPS **	Rs. 1.79	Rs. 2.02	Rs. 1.88	Rs. 1.86	Rs. 2.17	Rs. 2.60	Rs. 5.73	Rs. 5.59	Rs. 9.68	Rs. 9.36	Rs. 8.01	Rs. 8.68	Rs. 13.6	Rs. 17.7
	\$0.025	\$0.030	\$0.030	\$0.030	\$0.035	\$0.040	\$0.090	\$0.085	\$0.0150	\$0.135	\$0.109	\$0.119	\$0.179	\$ 0.216
Net Worth	Rs. 3,008	Rs. 3,520	Rs. 4,024	Rs. 4,521	Rs. 5,106	Rs. 5,837	Rs. 7,377	Rs. 8,955	Rs. 11,578	Rs. 14,143	Rs. 16,239	Rs. 18,678	Rs. 22,420	Rs. 27,343
	\$50.1	\$58.6	\$67.0	\$75.3	\$85.0	\$93.3	\$111.2	\$138.5	\$177.9	\$203.0	\$215.4	\$255.1	\$295.7	\$ 332.6
Debt	Rs. 740	Rs. 735	Rs. 555	Rs. 710	Rs. 867	Rs. 963	Rs. 1,125	Rs. 1,303	Rs. 2,204	Rs. 2,641	Rs. 2,141	Rs. 7	Rs. 0	Rs. 3
	\$12.3	\$12.2	\$9.2	\$11.8	\$14.4	\$16.0	\$16.9	\$20.2	\$31.6	\$37.9	\$28.4	\$0.1	\$0.0	\$ 0.0
Debt to Equity	0.25	0.21	0.14	0.16	0.17	0.17	0.15	0.14	0.19	0.19	0.13	0.00	0.00	0.00

Standalone Financial Results

Rs. Million	FY23	FY22	YoY
Total Revenue	37,437.9	32,726.0	14%
Operating Expenses	25,795.4	21,972.1	
Employees Expenses	1,709.9	1,447.7	
Other Expenditure	2,715.4	2,528.8	
EBITDA	7,217.2	6,777.4	6%
EBITDA margin	19.3%	20.7%	
Other Income	320.9	416.8	
Depreciation	1,474.3	1,345.9	
Interest	392.7	274.4	
Exceptional Item*	1,379.7	214.0	
PBT	7,050.8	5,787.9	22%
Tax	2,062.4	1,969.9	
Current Tax	1,805.3	1,530.4	
Prior Period Tax	313.9	114.6	
Deferred Tax	-56.8	324.9	
Profit After Tax	4,988.4	3,818.0	31%
PAT margin	13.3%	11.7%	
Other Comprehensive Income	5.0	-6.3	
Total Comprehensive Income	4,993.4	3,811.7	31%

The Company has transferred its 49% stake in KNR Tirumala Infra Pvt Ltd and KNR Shankarampet Projects Pvt Ltd on 30.12.2021 for a value of Rs. 1,368.1 Mn and Rs. 1,085.1 Mn respectively, which includes repayment of 100% sub debt infused by KNRCL of Rs. 885.95 Mn and Rs. 746.95 Mn respectively.

The Company has divested its balance 51% stake in KNR Tirumala Infra Pvt Ltd and KNR Shankarampet Projects Pvt Ltd on October 20, 2022 for a value of Rs 82.18 Crores and Rs 50.69 Crores respectively, and 100% stake in KNR Srirangam Infra Pvt Ltd for a value of Rs 146.55 Crores, which includes repayment of 100% sub debt infused by the Company of Rs. 30.24 Crores to CUBE Highways and Infrastructure III Pte Ltd.,

Standalone Balance Sheet

ASSETS (Rs. Million)	Mar-23	Mar-22
Non-Current Assets		
Property, plant and equipment	4,084.1	4,143.9
Capital work-in-progress	25.1	206.2
Right of Use Asset	69.2	93.1
Investment property	658.8	658.8
Other Intangible assets	0.5	0.5
Financial Assets		
Investments	1,974.6	850.6
Other Investments	3,269.3	2,563.0
Trade Receivable	295.3	0.0
Loans	32.9	31.3
Other financial assets	277.5	252.1
Deferred tax assets (Net)	1,229.3	1,182.6
Non current tax assets (Net)	267.4	256.2
Other non-current assets	714.6	1,513.8
Total Non-current assets	12,898.6	11,752.1
Current assets		
Inventories	2,340.7	2,270.4
Financial assets		
Investments in Associates held for sale	0.0	1,413.1
Other Investments	0.0	1.0
Trade receivables	9,834.5	8,493.9
Cash and cash equivalents	1,855.8	1,367.0
Bank Balances	142.7	366.0
Loans	1.1	101.0
Other financials assets	3,776.8	2,991.4
Current tax assets (Net)	0.0	50.7
Other current assets	6,146.0	4,488.0
Total Current assets	24,097.6	21,542.5
TOTAL ASSETS	36,996.2	33,294.6

EQUITY & LIABILITIES (Rs. Million)	Mar-23	Mar-22
Equity		
Equity Share capital	562.5	562.5
Other equity	26,780.3	21,857.2
Total equity	27,342.8	22,419.7
Liabilities		
Non-current liabilities		
Financial liabilities		
Borrowings	0.0	0.0
Lease Liability	56.6	64.1
Other financial liabilities	0.0	0.2
Provisions	115.0	99.7
Other non-current liabilities	112.8	106.0
Total non-current liabilities	284.4	270.0
Current liabilities		
Financial liabilities		
Borrowings	2.5	0.0
Trade Payables	3,760.4	2,945.5
Other financial liabilities	1,504.2	1,275.7
Provisions	145.8	239.6
Current Tax Liability (net)	156.8	203.5
Other current liabilities	3,799.3	5,940.7
Total current liabilities	9,369.0	10,604.9
TOTAL EQUITY AND LIABILITIES	36,996.2	33,294.6

Consolidated Financial Results

Rs. Million	FY23	FY22	YoY
Total Revenue	40,623.6	36,058.3	13%
Operating Expenses	26,320.1	22,265.7	
Employees Expenses	1,742.1	1,460.5	
Other Expenditure	3,388.3	4,345.5	
EBITDA	9,173.1	7,986.6	15%
EBITDA margin	22.6%	22.1%	
Other Income	366.8	448.7	
Depreciation	1,807.0	1,649.2	
Interest	1,530.8	1,481.1	
Share of Profit / loss of associates	-8.1	114.9	
Exceptional Item*	618.4	214.0	
PBT	6,812.4	5,633.9	21%
Tax	2,418.4	1,969.9	
Current Tax	1,812.0	1,530.4	
Prior Period Tax	313.9	114.6	
Deferred Tax	292.5	324.9	
Profit After Tax	4,394.0	3,664.0	20%
PAT margin	10.8%	10.2%	
Other Comprehensive Income	5.1	-6.0	
Total Comprehensive Income	4,399.1	3,658.0	20%

Consolidated Balance Sheet

ASSETS (Rs. Million)	Mar-23	Mar-22
Non-Current Assets		
Property, plant and equipment	4,480.3	4,579.5
Capital work-in-progress	25.1	206.2
Right of Use Asset	69.2	93.1
Investment property	1,327.2	903.8
Other Intangible assets	3,028.2	3,322.7
Financial Assets		
Investments	570.2	578.4
Other financial assets	295.3	0.0
Trade Receivable	8,413.7	18,703.8
Deferred tax assets (Net)	1,229.3	1,182.6
Non current tax assets (Net)	342.3	622.4
Other non-current assets	2,047.3	3,548.6
Total Non-current assets	21,828.1	33,741.0
Current assets		
Inventories	2,342.3	2,274.1
Financial assets		
Other Investments	153.2	154.2
Trade receivables	6,229.0	5,984.1
Cash and cash equivalents	1,909.8	1,473.7
Bank Balances	292.2	1,118.3
Loans	1.1	101.0
Other financials assets	3,861.8	2,957.2
Current tax assets (Net)	133.0	53.3
Other current assets	6,669.5	4,846.4
Total Current assets	21,592.0	18,962.2
TOTAL ASSETS	43,420.1	52,703.2

EQUITY & LIABILITIES (Rs. Million)	Mar-23	Mar-22
Equity		
Equity Share capital	562.5	562.5
Instruments entirely equity in nature	85.0	85.0
Other equity	27,144.5	22,629.6
Non-Controlling Interests	-313.7	2,314.4
Total equity	27,478.3	25,591.5
Liabilities		
Non-current liabilities		
Financial liabilities		
Borrowings	4,916.2	13,724.8
Lease Liability	56.6	64.1
Other financial liabilities	41.8	27.1
Provisions	138.0	626.3
Other non-current liabilities	112.8	106.0
Total non-current liabilities	5,265.4	14,548.3
Current liabilities		
Financial liabilities		
Borrowings	1,547.8	846.4
Trade Payables	3,877.0	3,070.7
Other financial liabilities	1,578.7	1,468.2
Provisions	620.0	313.8
Current Tax Liability (net)	163.5	203.5
Other current liabilities	2,889.4	6,660.9
Total current liabilities	10,676.4	12,563.4
TOTAL EQUITY AND LIABILITIES	43,420.1	52,703.2

Cash Flow Statement

Particulars (Rs. Million)	Standalone		Consolidated	
	Year ended 31-Mar-23	Year ended 31-Mar-22	Year ended 31-Mar-23	Year ended 31-Mar-22
Net Profit Before Tax	7,050.7	5,787.9	6,812.5	5,633.8
Adjustments for: Non-Cash Items / Other Investment or Financial Items	430.1	1,130.0	995.1	1,846.9
Operating profit before working capital changes	7,480.8	6,917.9	7,807.6	7,480.7
Changes in working capital	-5,234.8	-1,659.5	6,082.1	-8,811.1
Cash generated from Operations	2,246.0	5,258.4	13,889.7	-1,330.3
Share of profit / loss of Associate or JV	0.0	0.0	8.1	-114.9
Direct taxes paid (net of refund)	-2,117.3	-1,826.2	-1,956.5	-1,919.2
Net Cash from Operating Activities	128.7	3,432.2	11,941.3	-3,364.4
Net Cash from Investing Activities	830.2	-2,757.4	668.1	-4,084.8
Net Cash from Financing Activities	-470.2	-389.9	-12,173.5	7,648.7
Net Decrease in Cash and Cash equivalents	488.7	284.9	436.0	199.4
Add: Cash & Cash equivalents at the beginning of the period	1,367.0	1,082.1	1,473.7	1,274.3
Cash & Cash equivalents at the end of the period	1,855.7	1,367.0	1,909.7	1,473.7

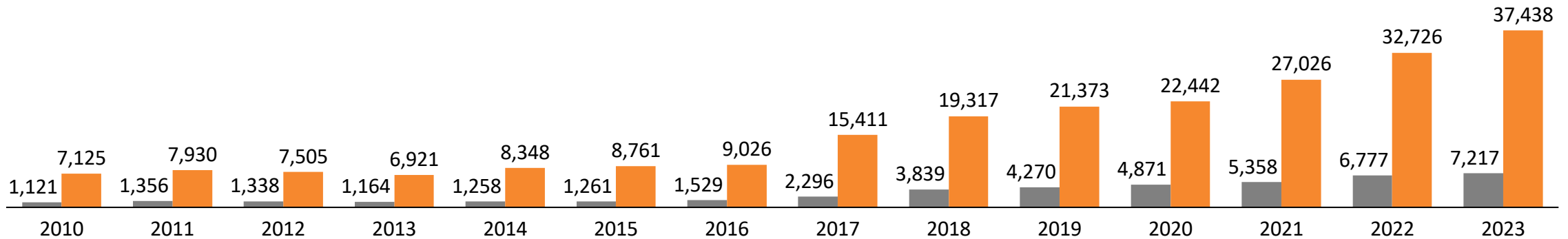
Standalone Financial Highlights

Revenue & EBITDA (Margin %)

EBITDA Margin (%)

15.7% 17.1% 17.8% 16.8% 15.1% 14.4% 16.9% 14.9% 19.9% 20.0% 21.7% 19.8% 20.7% 19.3%

EBITDA
Revenue

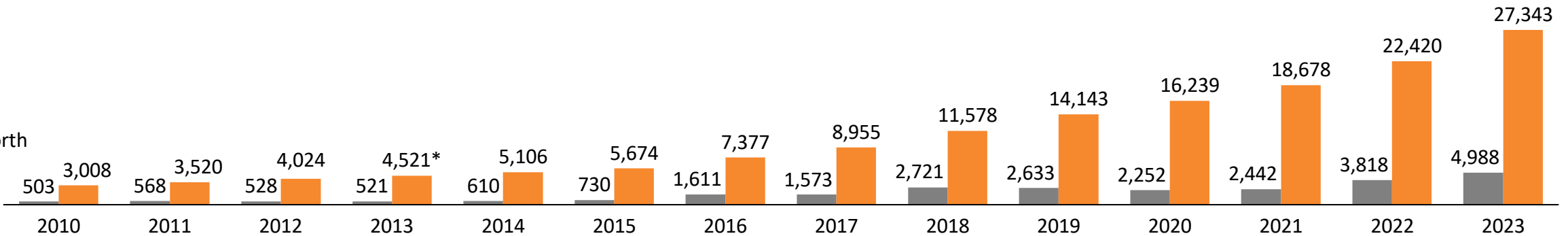


Net Profit & Net Worth (RoE)

RoE (%)

16.7% 16.1% 13.1% 11.5% 11.9% 12.9% 21.8% 17.6% 23.5% 18.6% 13.9% 13.1% 17.0% 18.2%

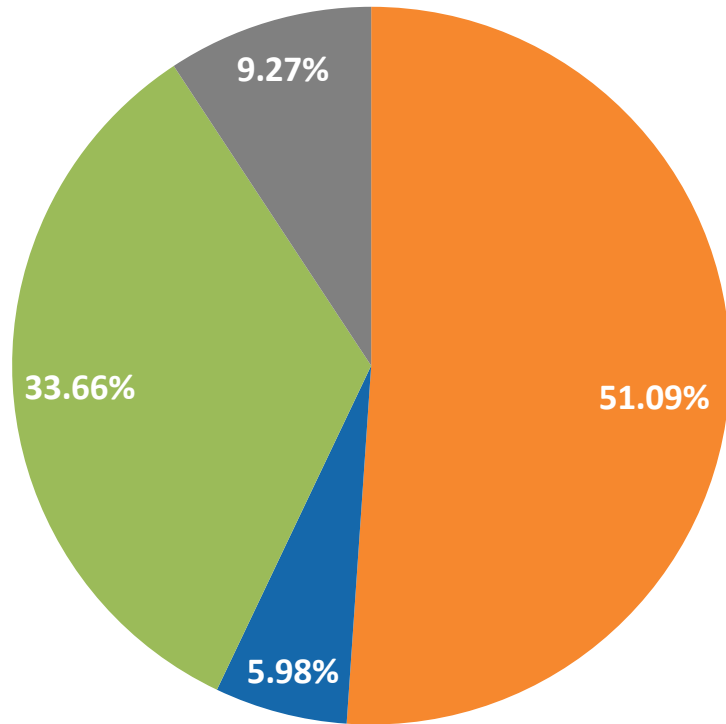
PAT
Net Worth



Rs. in Million

* - Includes Early Completion Bonus of Rs. 490 million

Shareholding Pattern as on 30th June 2023



- **PROMOTERS**
- **FOREIGN INST. INVESTORS**
- **MUTUAL FUNDS & AIFs, Insurance Co.**
- **PUBLIC & OTHERS**

Shareholders Holding more than 1% of the Equity (Other than Promoters)	% to Equity
HDFC Mutual Fund	6.60%
DSP Mutual Fund	6.31%
ICICI Prudential Mutual Fund	2.90%
SBI Mutual Fund	2.76%
HSBC Mutual Fund	2.04%
Invesco Mutual Fund	1.98%
Franklin Templeton Mutual Fund	1.78%
Axis Mutual Fund	1.38%
Tata Mutual Fund	1.35%
Nippon Life India Mutual Fund	1.29%
Canara Robeco Mutual Fund	1.18%
Kotak Mutual Fund	1.04%
Total	30.61%



Company :	Investor Relations Advisors :
<p data-bbox="519 615 919 682">KNR Constructions Ltd. CIN: L74210TG1995PLC130199</p> <p data-bbox="519 729 876 796">Mr. K. Venkata Ram Rao (GM - Finance & Accounts)</p> <p data-bbox="519 843 817 872">venkatram@knrcl.com</p> <p data-bbox="519 919 945 1100">Office Address: KNR Constructions Limited KNR House, 3rd & 4th Floors, Plot NO. 114, Phase - I, Kavuri Hills, Hyderabad – 500033</p> <p data-bbox="519 1148 723 1176">www.knrcl.com</p>	<p data-bbox="1284 615 1747 682">Strategic Growth Advisors Pvt. Ltd. CIN: U74140MH2010PTC204285</p> <p data-bbox="1284 729 1760 833">Mr. Jigar Kavaiya / Ms. Devika Shah +91-9920602034 / +91-9920764659</p> <p data-bbox="1284 881 1921 909">jigar.kavaiya@sgapl.net / devika.shah@sgapl.net</p> <p data-bbox="1284 1148 1488 1176">www.sgapl.net</p>