

# *Investor Presentation*

*November 2015*



**KNR CONSTRUCTIONS LIMITED**

KNR House, 3rd & 4th Floor,  
Plot No.114, Phase-1, Kavuri Hills,  
Jubilee Hills, Hyderabad - 500 033  
Phone No. 040-40268759/61/62, Fax No. 040-40268760  
E-mail: info@knrcl.com

***A Well Established Name in Roads & Highway Constructions***

# Disclaimer

This presentation and the accompanying slides (the “Presentation”), which have been prepared by KNR Constructions Limited (the “Company”), have been prepared solely for information purposes and do not constitute any offer, recommendation or invitation to purchase or subscribe for any securities, and shall not form the basis or be relied on in connection with any contract or binding commitment whatsoever. No offering of securities of the Company will be made except by means of a statutory offering document containing detailed information about the Company.

This Presentation has been prepared by the Company based on information and data which the Company considers reliable, but the Company makes no representation or warranty, express or implied, whatsoever, and no reliance shall be placed on, the truth, accuracy, completeness, fairness and reasonableness of the contents of this Presentation. This Presentation may not be all inclusive and may not contain all of the information that you may consider material. Any liability in respect of the contents of, or any omission from, this Presentation is expressly excluded.

Certain matters discussed in this Presentation may contain statements regarding the Company’s market opportunity and business prospects that are individually and collectively forward-looking statements. Such forward-looking statements are not guarantees of future performance and are subject to known and unknown risks, uncertainties and assumptions that are difficult to predict. These risks and uncertainties include, but are not limited to, the performance of the Indian economy and of the economies of various international markets, the performance of the industry in India and world-wide, competition, the company’s ability to successfully implement its strategy, the Company’s future levels of growth and expansion, technological implementation, changes and advancements, changes in revenue, income or cash flows, the Company’s market preferences and its exposure to market risks, as well as other risks. The Company’s actual results, levels of activity, performance or achievements could differ materially and adversely from results expressed in or implied by this Presentation. The Company assumes no obligation to update any forward-looking information contained in this Presentation. Any forward-looking statements and projections made by third parties included in this Presentation are not adopted by the Company and the Company is not responsible for such third party statements and projections.

---

# ***Business Overview***

---

# Business Overview

## ❖ One of the leading companies providing Engineering, Procurement and Construction (EPC) services

- ✓ Major Projects in Roads & Highways – one of the fast growing sector
- ✓ Established presence in Irrigation and Urban Water Infrastructure Management

## ❖ 20 years of experience of project execution

- ✓ Successfully executed ~5,888 lane km Road Projects
- ✓ Projects executed across 12 states in India

## ❖ Portfolio of 4 BOT Projects

- ✓ 778 lane Kms Projects in the state of Telangana, Karnataka, Kerala & Bihar
- ✓ 2 Annuity based Projects & 1 Toll based project completed
- ✓ 1 Toll based Project under construction

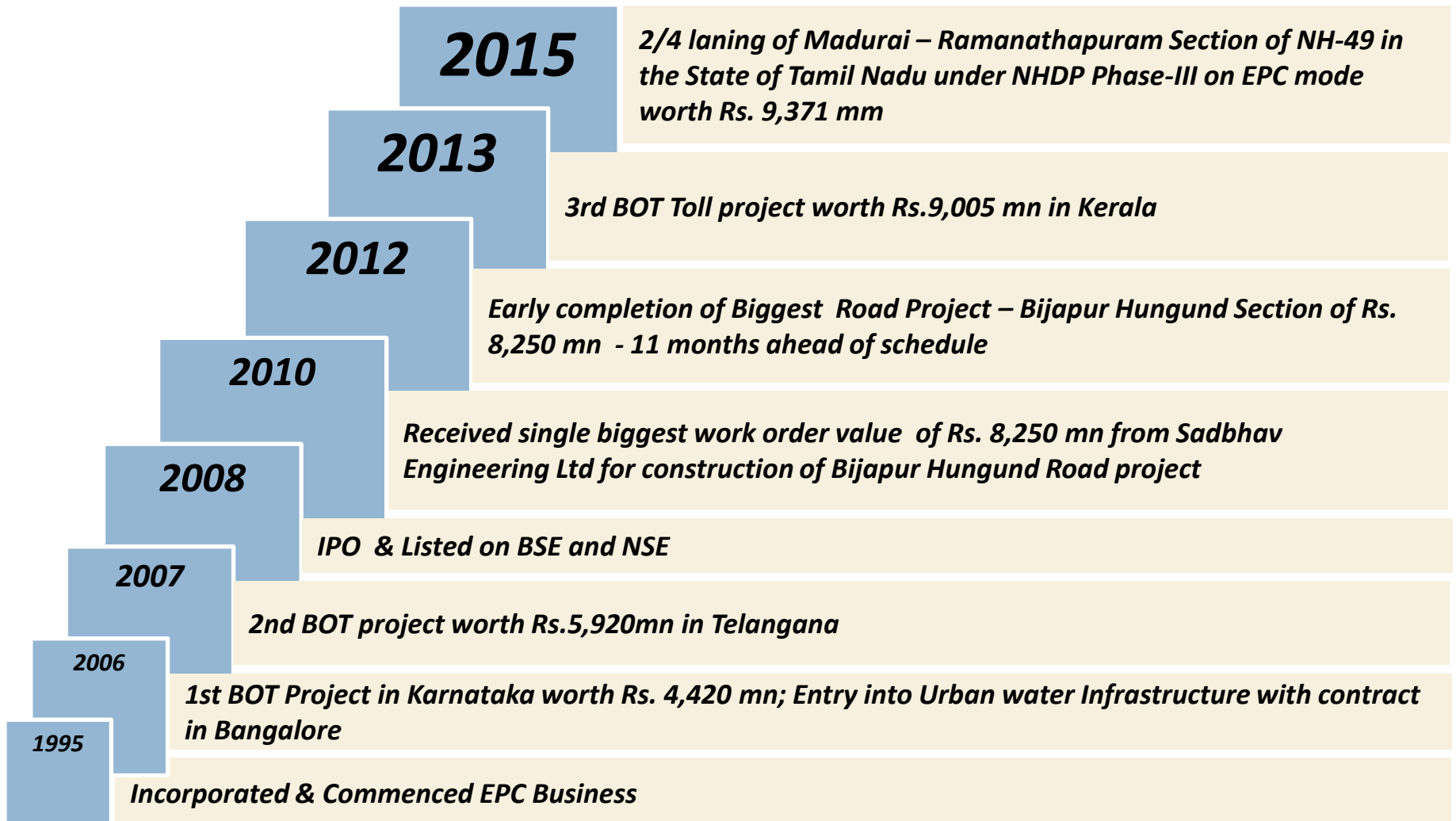
## ❖ Strong EPC Order-book

- ✓ Rs. 36,647 mn as on 30<sup>th</sup> September, 2015 comprising of Rs. 36,051 mn in Roads sector and Rs. 596 mn in Irrigation

- ✓ To develop KNRCL as a Centre of excellence in the field of Infrastructure.
- ✓ To add more business verticals to the organization in the fields of construction of Elevated Metro Rail and Railway Projects

***Vision***

# Transformation



# Management...

## *Mr. K.Narasimha Reddy – Founder Promoter & Managing Director*



- ❖ Over 46 years of experience in the Highway sector
- ❖ Started career in 1968 and engaged in the business of undertaking civil and mechanical contracts
- ❖ Extensive knowledge and experience in multi project planning Scheduling, cost controls in addition to overall construction and multi project management & driving force in taking the company towards greater heights

## *Mr. K. Jalandhar Reddy – Promoter & Executive Director*



- ❖ Over 18 years of experience in the Highway and infrastructure sector
- ❖ Started his career with the organisation as a project Manager and was elevated to Executive Director on April 1, 1997
- ❖ Heads the tendering and bidding activities and is in charge of most of the projects in Southern India

# Supported by Professional Team

## *Mr. T.L. Verma (Vice President - Projects)*

- ❖ A Bachelor of Engineering (BE) from MITS Gwalior (MP) with Over 35 years of total experience with ~20 years of experience in Highway sector
- ❖ Working with the company since 2006 on various projects i.e. Bridges and Highways, including construction of Concrete Roads

## *Mr. D. Tirupathi Reddy (GM – Projects)*

- ❖ Over 24 years of rich experience in various fields of Civil Engineering
- ❖ Working with the company since 14 years as contract specialist and tendering & procurement expert

## *Mr. G Sravana Kumar (GM - Finance & Accounts)*

- ❖ A Fellow Member of the Institute of Chartered Accountants of India with 18 years of experience in the areas of finance, accountancy and taxation
- ❖ Working with the company since 2006 and has the overall responsibility for the finalization of corporate accounts, taxation, finance and related jobs

## *Mr. M.V. Venkata Rao (Company Secretary)*

- ❖ A Fellow Member of the Institute of Company Secretaries of India
- ❖ Working with the company since 2007 and has the overall responsibility towards compliance of Rules & Regulations laid down by various authorities

---

## ***Key Business Strengths***

---



# 1. Project execution

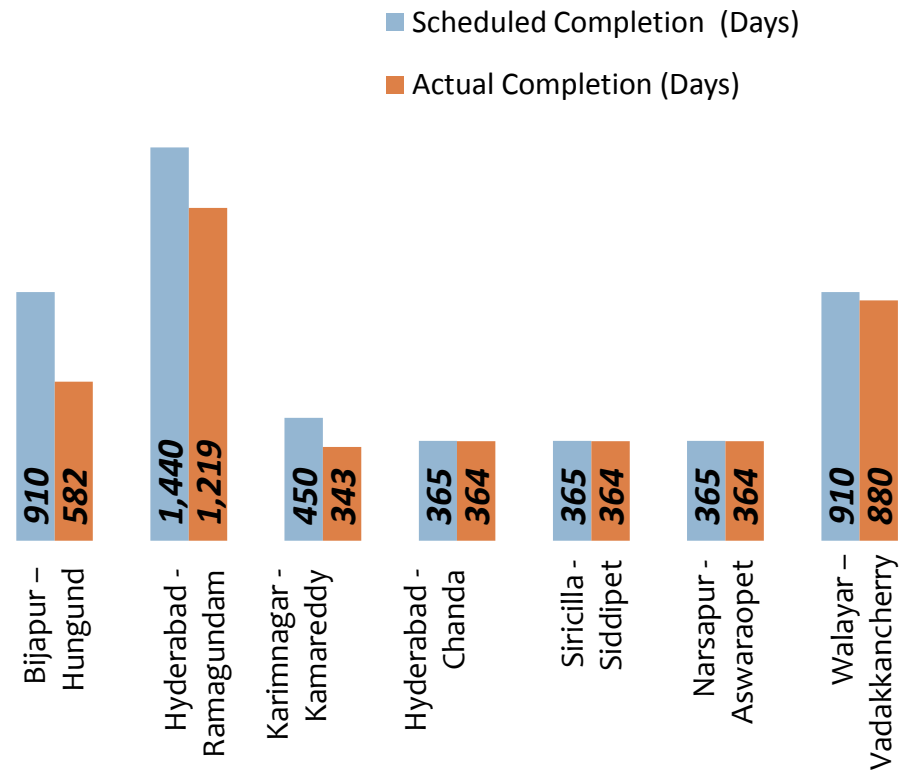
## Significant experience and Strong track record in timely execution of Projects

### ❖ Top management's active involvement at all stages of Project execution

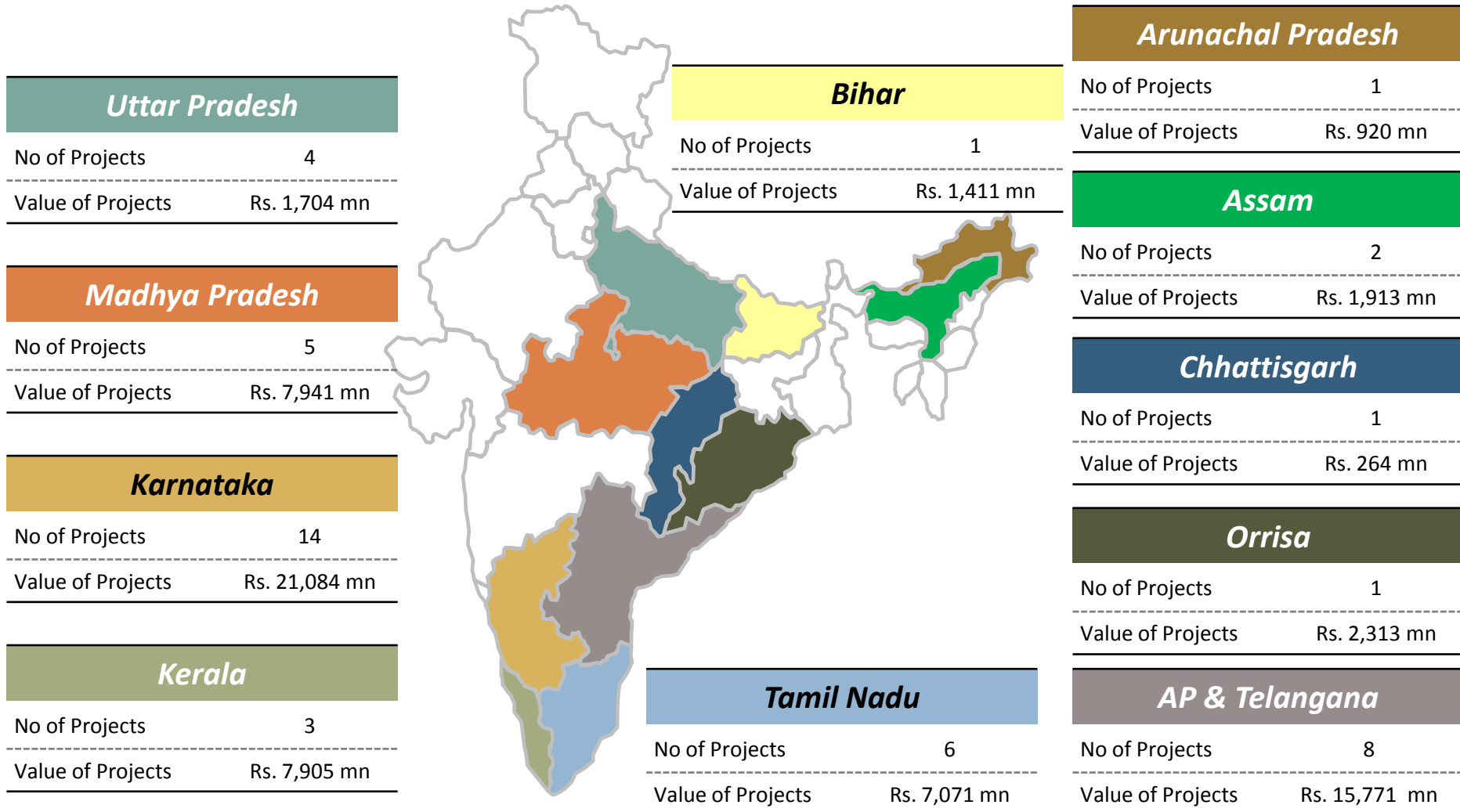
- ✓ Selection of Major Raw Material
- ✓ Selection of construction Camp location

### ❖ Faster Decision making to ensure project completion on schedule

### ❖ Received Bonus for completion of construction ahead of schedule



# Pan India Project Execution\* Capability



Map not to scale  
Does not depict political boundaries

\* Projects executed in last 5 years **10**

# Project Execution Highlights

## ❖ Cement Concrete Road

- ✓ Completed Widening to 4/6 lanes and Strengthening of Existing two lane carriageway of NH – 5 in the State of Orissa for a length of 56.0 Kms with total contract value of work is Rs 2,310 mn
- ✓ Existing road was widened & strengthened with flexible pavement but, new 2- lane road was constructed with concrete (PQC)
- ✓ Concrete road was paved for a width of 8.75m with G&Z slip form paver having automatic device for placement of tie bars and dowel bars at fixed interval
- ✓ Concreted Batching Plant was installed with a capacity compatible with the paving capacity of G&Z paver for better quality control of PQC Road

## ❖ Hard Rock Excavation

- ✓ 2.6 Millions Cubic Meters deep hard rock excavation was done in the work of four laning of Islam Nagar (KM 230.00) to Kadtal (KM 278.00) of Nagpur –Hyderabad Section on NH-7 in the State of Telangana

# 2. In-house Construction Equipment

## World Class Construction Equipments Use of Right tools for right work

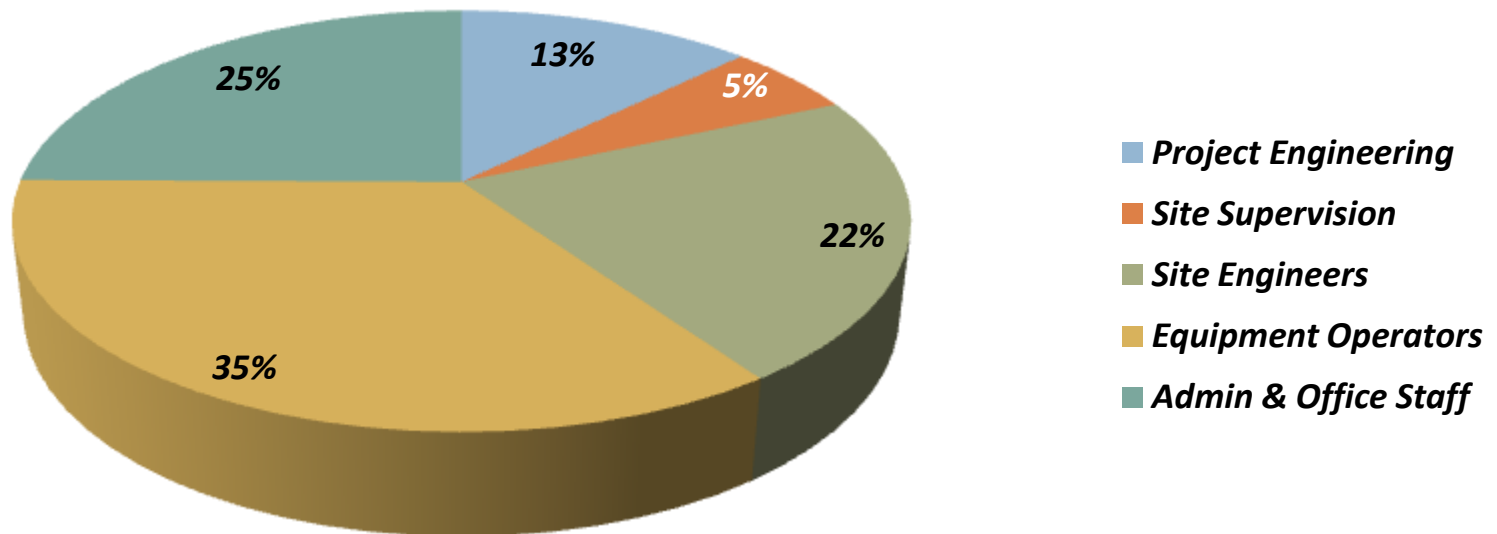
Sl. No.	Name Of The Machinery	Qty
1	Tipplers	566
2	Excavators	141
3	Compactors	63
4	Concrete Mixers And Pumps	45
5	Loaders	40
6	Pavers	33
7	Crushers	15
8	Graders	31
9	Tractors	26
10	Cranes	33
11	Tankers	7
12	Transit Mixers	32
13	Rollers	18
14	Batching & Mixing	24
15	Breakers	13
16	Hot Mix Plant	11
17	Drillers	12
18	Dozers	9
19	Wet Mix Plant	9
20	Drum Mix Plant	7
21	Loaders Cum Excavators	6
22	Generators & Others	173
	<b>Gross Block of Plant &amp; Machinery *</b>	<b>Rs.4,723mn</b>













\* as at 30.09.2015

# 3. In-house Execution Team

**In-house team of 700 Qualified and experienced employees  
led by proven management team**



# 4. Reputed Clientele

	<p><i>National Highways Authority of India (NHA)</i></p>		<p><i>Andhra Pradesh Road Development Corporation (APRDC)</i></p>
	<p><i>Ministry of Road Transport &amp; Highways (MoRTH)</i></p>		<p><i>Hyderabad Growth Corridor Limited (HGCL)</i></p>
	<p><i>Karnataka State Highway Improvement Project (KSHIP)</i></p>		<p><i>Karnataka Road Development Corporation (KRDCL)</i></p>
	<p><i>Madhya Pradesh Road Development Corporation Limited (MPRDCL)</i></p>		<p><i>Bruhat Bangalore Mahanagara Palike (BBMP)</i></p>
	<p><i>Uttar Pradesh State Highways Authority (UPSHA)</i></p>		<p><i>NMDC Limited</i></p>

## 4. Reputed Clientele (cont.)

	<i>A.P. Irrigation (Government of Andhra Pradesh)</i>		<i>GMR Projects Private Limited</i>
	<i>Engineers India Limited (Government of India Undertaking)</i>		<i>Sadbhav Engineering Limited</i>
	<i>Public Works Department (Government of Arunachal Pradesh)</i>		<i>Oriental Structural Engineers Pvt. Ltd.</i>

---

# ***BOT Portfolio***

---



# BOT Portfolio – Completed Projects

	<i>Particulars</i>	<i>Patel KNR Infrastructures limited (PKIL)</i>	<i>Patel KNR Heavy Infrastructures Limited (PKHIL)</i>
<b>Project Details</b>	<i>Stake</i>	40 %	40 %
	<i>Project Type</i>	Road-Annuity	Road-Annuity
	<i>State</i>	Karnataka	Telangana
	<i>JV Partner</i>	PEL	PEIL
	<i>Client</i>	NHAI	NHAI
	<i>Length(KM)</i>	60.00	53.00
<b>Terms</b>	<i>Concession Start Date</i>	26 <sup>th</sup> March 2007	2 <sup>nd</sup> March 2008
	<i>Concession Period</i>	20 Years	20 Years
	<i>COD</i>	21 <sup>st</sup> December 2009	11 <sup>th</sup> June 2010
<b>Financials</b>	<i>Project Cost</i>	Rs. 4,420.0 mn	Rs. 5,920.0 mn
	<i>Equity (30.09.2015)</i>	Rs. 370.0 mn	Rs. 496.7 mn
	<i>Debt (30.09.2015)</i>	Rs. 3,248.4 mn	Rs. 4,772.52 mn
	<i>Securitized</i>	Yes*	Yes**
	<i>Semi-Annuity - 36 Instalments</i>	Rs. 329.4 mn	Rs. 443.7 mn

\* PKIL securitized its project loan through issuance of non-convertible debentures to LIC of India & raised Rs. 4090 mn in April 2010. The said proceeds were used to retire the existing high cost project loan and unsecured loans of promoters and to meet the issue expenses.

\*\*PKHIL securitized its project loan through issuance of non-convertible debentures to L&T Infrastructures Finance Company Limited and raised Rs 4000 mn in Sept. 2013. The said proceeds were used to retire the existing high cost project loans (Other than the ECB of USD 25 Millions availed from the Standard Chartered Bank , London ) and unsecured loans of promoters and to meet the issue expenses.

# BOT Portfolio – Completed Projects

	<i>Particulars</i>	<i>KNR Walayar Tollways Private Limited</i>
<b>Project Detail</b>	<i>Stake</i>	100%
	<i>Project Type</i>	Road-Toll
	<i>State</i>	Kerala
	<i>JV Partner</i>	-
	<i>Client</i>	NHAI
	<i>No of Lanes</i>	Two to Four
	<i>Length(KM)</i>	54.00
<b>Terms</b>	<i>Concession Start Date</i>	18 <sup>th</sup> May 2013
	<i>Concession Period</i>	20 Years
	<i>Scheduled COD</i>	15 <sup>th</sup> Nov.2015
	<i>Revised Scheduled COD</i>	-
	<i>Revenue Sharing</i>	Grant
<b>Financials</b>	<i>Project Cost</i>	Rs. 9,005.1 mn
	<i>Equity (30.09.2015)</i>	Rs. 4,005.1 mn*
	<i>Debt (30.09.2015)</i>	Rs. 4,598.2 mn
	<i>Status</i>	Provisional Completion Certificate for 100% of Project length has been issued for the project on 16th October 2015
	<i>Toll Revenue Expected</i>	Rs. 259.6 mn in 1st year and Rs. 783.3 mn in 2nd Year

\* incl. grant of Rs. 2,645.99 mn

# BOT Portfolio – Under Construction

	<i>Particulars</i>	<i>KNR Muzaffarpur Barauni Tollway Private Limited</i>
<b>Project Detail</b>	<i>Stake</i>	51%
	<i>Project Type</i>	Road-Toll
	<i>State</i>	Bihar
	<i>JV Partner</i>	JKM Infra Project Ltd
	<i>Client</i>	NHAI
	<i>No of Lanes</i>	Two
	<i>Length(KM)</i>	108
<b>Terms</b>	<i>Concession Start Date</i>	8th July 2012
	<i>Concession Period</i>	21 Years
	<i>Scheduled COD</i>	9th July 2014
	<i>Revised Scheduled COD</i>	31st Dec 2015
	<i>Revenue Sharing</i>	Premium
<b>Financials</b>	<i>Project Cost</i>	Rs. 3,596.8 mn
	<i>Equity (30.09.2015)</i>	Rs. 1,094.15 mn
	<i>Debt (30.09.2015)</i>	Rs. 2,494.50mn
	<i>Status (30.09.2015)</i>	~89.24% of Work Completed
	<i>Toll Revenue Expected</i>	Rs. 1.2 mn per day

# Walayar –Vadakkancherry Project

- ❖ KNR Walayar Tollways Private Limited is a wholly owned subsidiary of KNR Constructions Limited, incorporated as an SPV for execution of Walayar Road Project
- ❖ Provisional Completion Certificate for 100% of Project length has been issued for the project on 16th October 2015
- ❖ Caters to commercial traffic towards Kochi Port and Kochi International Container Transshipment Terminal
- ❖ The project road serves as an arterial link to most of the important southern cities such as Salem, Erode, Coimbatore, Trissur, Palakkad, Kochi, Alappuzha, Kollam, Thiruvananthapuram and Nagercoil
- ❖ Major industries like Wise Park, HP Gas Plant, ITI, BPL, UB, Instrumentation Limited, Percot Meridan, BEML etc. are located in this section

**The work is completed one month ahead of scheduled date of completion**

# Muzaffarpur - Barauni Project

- ❖ KNR Muzaffarpur Barauni Tollway Private Limited is a Step down subsidiary of KNR Constructions Limited, incorporated as an SPV for execution of Muzaffarpur -Barauni Road project on BOT (Toll) basis
- ❖ Overall Progress as on 30<sup>th</sup> September 2015
  - ✓ Physical Progress: 89.24% against 100% planned
  - ✓ Financial progress: 97.24% against 100% planned
- ❖ Project starts at Muzaffarpur and ends at Barauni. The project corridor is located in the state of Bihar and passes through three districts namely Muzaffarpur, Samastipur and Begusarai
- ❖ Muzaffarpur is an important place for wholesale cloth trade and the largest city of northern Bihar while Barauni city is situated on holy river Ganga and also an important industrial city of Bihar having major industrial units such as IOC refinery, Barauni Thermal Power Plant, Hindustan Fertilizers Corporation and Barauni Dairy

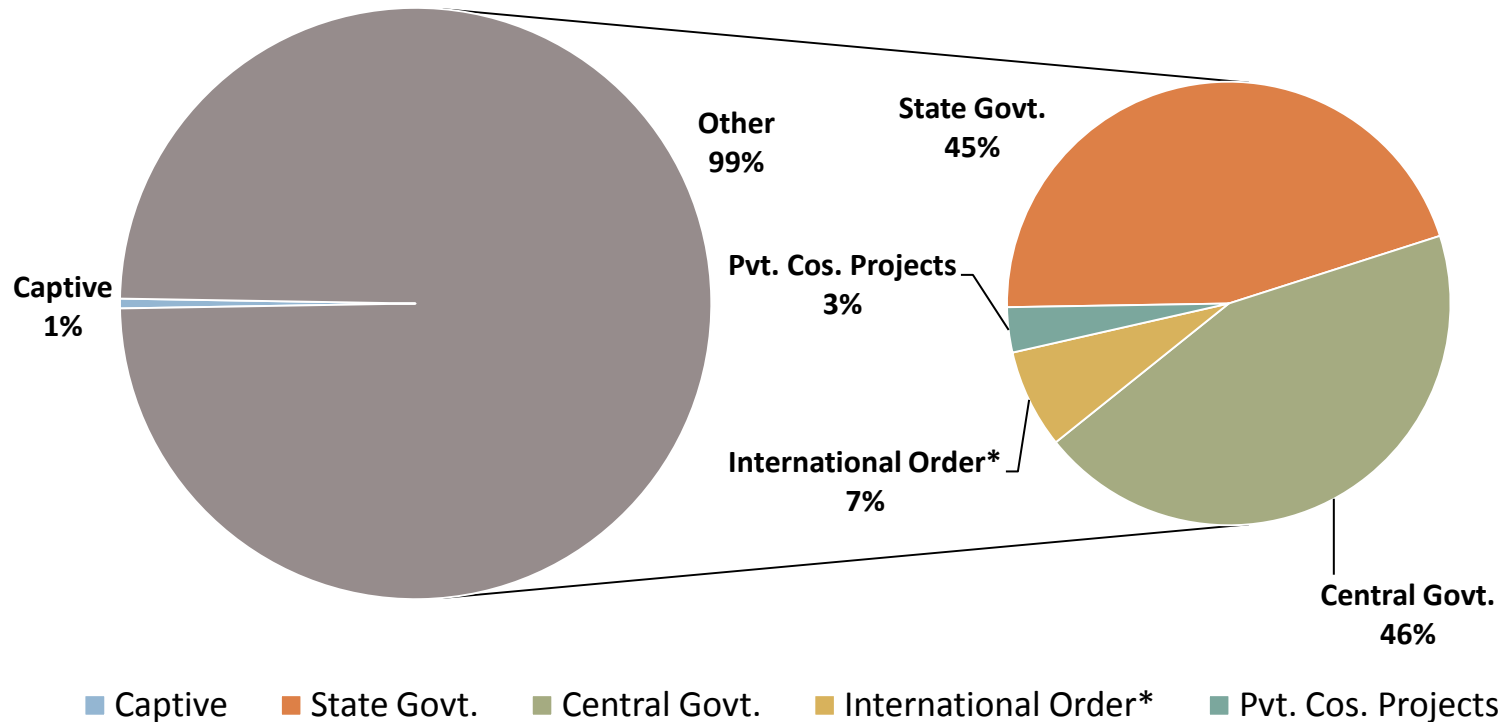
---

# ***Order Book & Business Strategy***

---

# Order-book Break-up

Order book of Rs. 36,647 million as on 30<sup>th</sup> September 2015

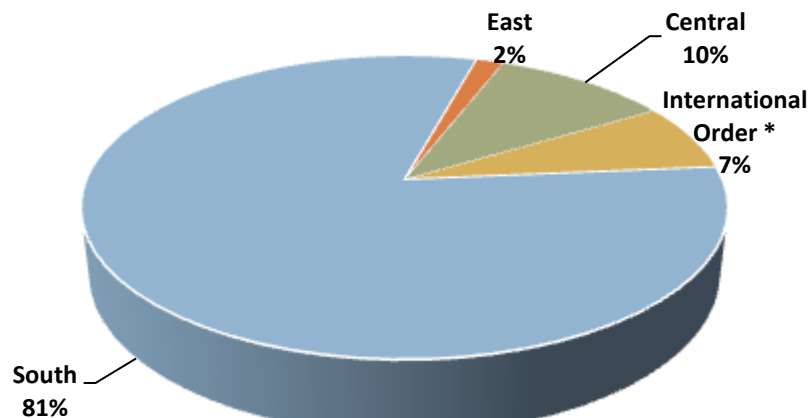
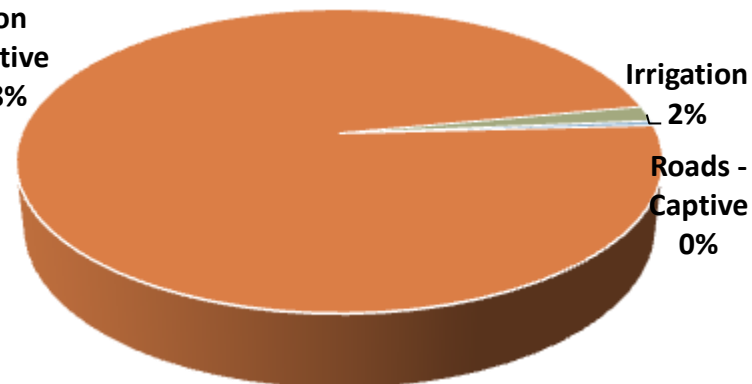


\* - Government of People's Republic Of Bangladesh

# Order-book Highlights

Key Projects	Rs. mln
Madurai –Ramanathapuram Project	9,412
Thiruvananthapuram Bypass from Kazhakkootam (Thiruvananthapuram) to Mukkola Junction	6,691
Upgrading Arcot Villupuram Road	3,200
Chittagong City outer Ring Road,Bangladesh	2,628
Widening and reconstruction of Mohanpur Behat Mau & Behat Mau, Maurar Chitore & Gatha Amayan , Mohana Pohri Roads, Paxkage - L under Madya Pradesh District	2,556
<b>Top 5 Road Projects</b>	<b>24,487</b>
Other Road Projects	11,564
Irrigation Projects	596
<b>Total</b>	<b>36,647</b>
<b>Order Completion</b>	<b>39%</b>

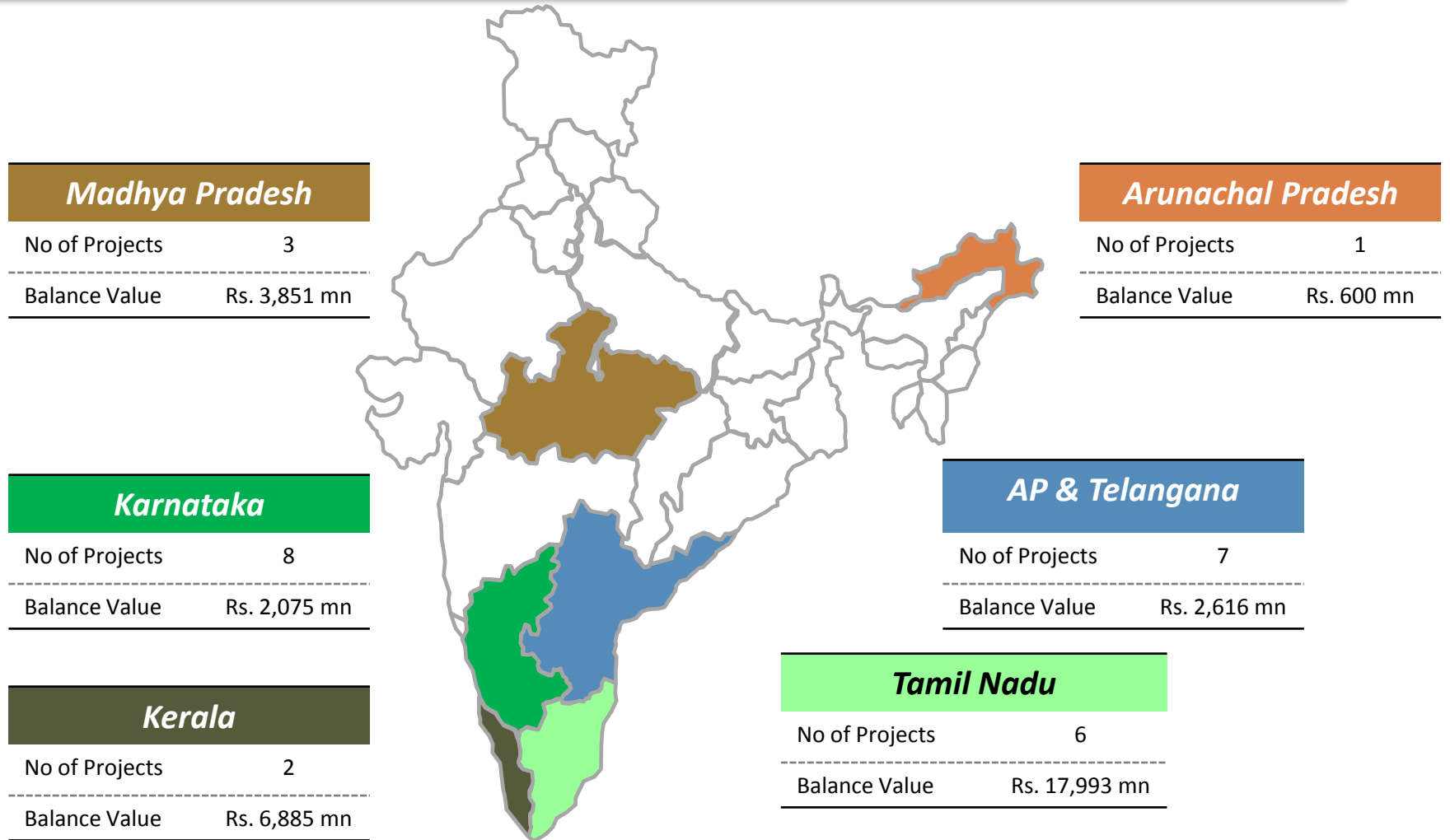
Roads - Non Captive 98%



\* - Government of People's Republic Of Bangladesh

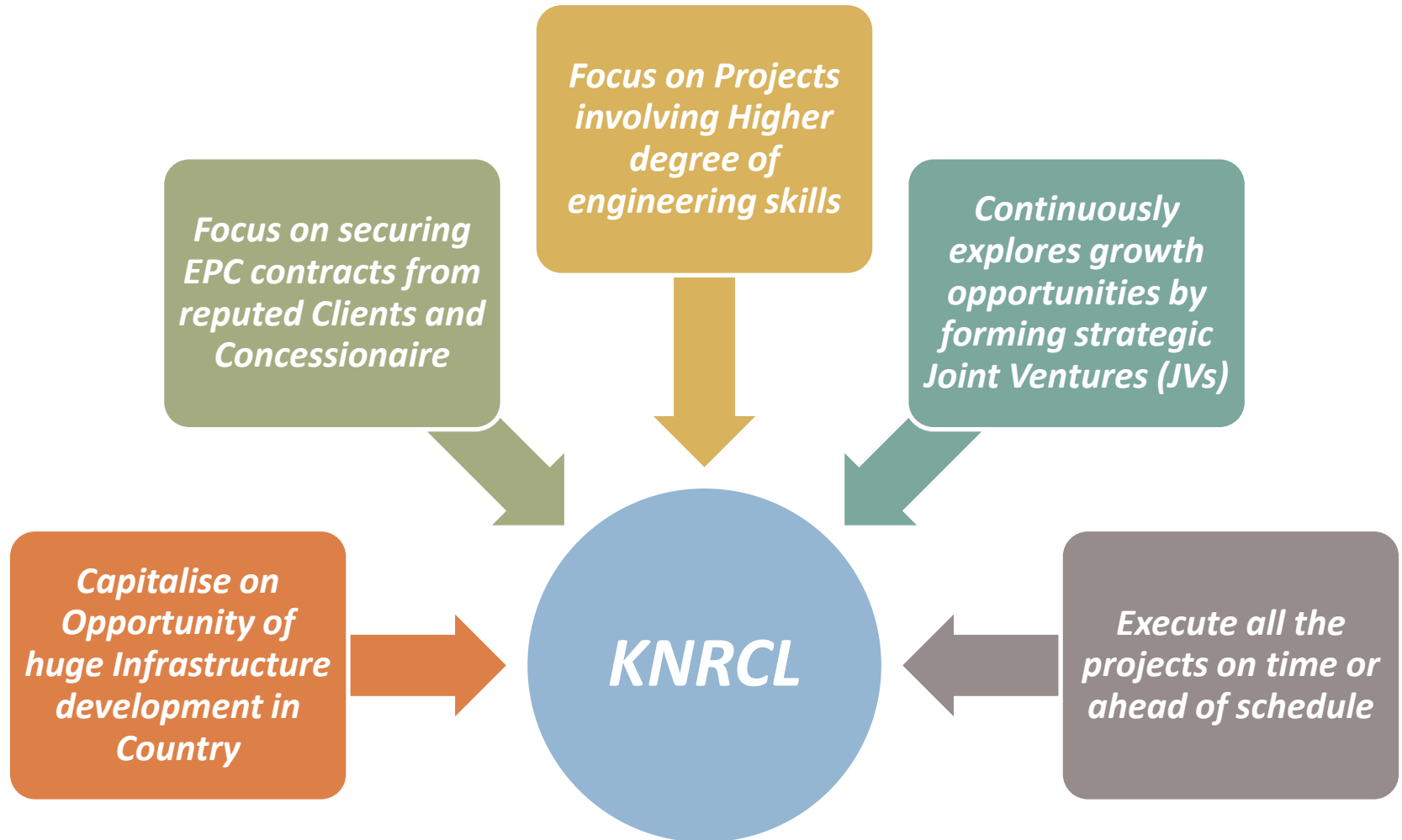


# Order-book: State-wise



Map not to scale  
Does not depict political boundaries

# Business Strategy



---

## ***Financial Highlights***

---

# Standalone Financial Results

Rs. Million	Q2 FY16	Q2 FY15	YoY	H1 FY16	H1 FY15	YoY
<b>Total Revenue</b>	<b>2,169.4</b>	<b>1,704.2</b>	<b>27%</b>	<b>3,881.5</b>	<b>4,069.0</b>	<b>-5%</b>
Operating Expenses	1,441.0	1,128.2		2,623.3	2,855.5	
Employees Expenses	115.4	88.9		213.8	174.2	
Other Expenditure	221.5	183.5		407.3	425.2	
<b>EBITDA</b>	<b>391.4</b>	<b>303.6</b>	<b>29%</b>	<b>637.1</b>	<b>614.2</b>	<b>4%</b>
<b>EBITDA margin</b>	<b>18.0%</b>	<b>17.8%</b>		<b>16.4%</b>	<b>15.1%</b>	
Other Income	79.0	22.0		134.9	50.5	
Depreciation	107.8	132.3		213.3	285.9	
Interest	34.5	32.3		59.8	62.1	
<b>PBT</b>	<b>328.1</b>	<b>160.9</b>	<b>104%</b>	<b>498.9</b>	<b>316.6</b>	<b>58%</b>
<b>Tax</b>						
Current Tax	47.6	19.2		79.4	41.3	
Prior Period Tax	-255.4	11.9		-255.4	11.9	
Deferred Tax	-17.7	-9.6		-28.8	-74.0	
<b>Profit After Tax</b>	<b>553.6</b>	<b>139.5</b>	<b>297%</b>	<b>703.7</b>	<b>337.4</b>	<b>109%</b>
<b>PAT margin</b>	<b>25.5%</b>	<b>8.2%</b>		<b>18.1%</b>	<b>8.3%</b>	

# Standalone Financial Results

Rs. Million	FY15	FY14	YoY
<b>Total Revenue</b>	<b>8,761.3</b>	<b>8,347.9</b>	<b>5%</b>
Operating Expenses	5,965.5	5,727.1	
Employees Expenses	380.8	349.5	
Other Expenditure	1,153.6	1,013.5	
<b>EBITDA</b>	<b>1,261.4</b>	<b>1,258.0</b>	<b>0%</b>
<b>EBITDA margin</b>	<b>14.4%</b>	<b>15.1%</b>	
Other Income	124.6	155.2	
Depreciation	540.6	572.3	
Interest	122.4	171.9	
<b>PBT</b>	<b>723.0</b>	<b>668.8</b>	<b>8%</b>
<b>Tax *</b>	<b>(7.1)</b>	<b>59.0</b>	
Current Tax	114.1	141.0	
Deferred Tax	(121.2)	(81.9)	
<b>Profit After Tax</b>	<b>730.1</b>	<b>609.8</b>	<b>20%</b>
<b>PAT margin</b>	<b>8.3%</b>	<b>7.3%</b>	

\* Reduction in income tax liability is mainly on account of claiming of deduction of profits under Section 80 IA for the eligible projects executed .

# Standalone Balance sheet

Rs. in Million	Sep-15	Mar-15	Rs. in Million	Sep-15	Mar-15
<b>Shareholder's Fund</b>	<b>6,396</b>	<b>5,692</b>	<b>Non-Current Assets</b>	<b>5,502</b>	<b>5,254</b>
Share capital	281	281	Fixed Assets	2,343	2,269
Reserves & Surplus	6,115	5,411	Non-current Investments	228	228
Minority Interest	0	0	Deferred Tax Assets (Net)	268	239
<b>Non-Current Liabilities</b>	<b>1,013</b>	<b>690</b>	Long Term Loans & Advances	1991	1,786
Long term borrowings	52	2	Other Non-Current Assets	672	732
Other Long Term Liabilities	940	671	<b>Current Assets</b>	<b>4,639</b>	<b>4,781</b>
Long Term Provisions	21	17	Current Investments	87	87
<b>Current Liabilities</b>	<b>2,731</b>	<b>3,652</b>	Inventories	292	359
Short Term Borrowings	529	880	Trade Receivables	783	1,765
Trade Payables	683	705	Cash & Cash Equivalent	221	157
Other Current Liabilities	1,118	1,775	Short Term Loans & Advances	2,038	1,506
Short Term Provisions	401	292	Other Current Assets	1,218	906
<b>Total Equity &amp; Liabilities</b>	<b>10,140</b>	<b>10,035</b>	<b>Total Assets</b>	<b>10,140</b>	<b>10,035</b>

**Amongst very few companies in the infrastructure sector, the company's Long Term bank loan facilities are rated as A- and Short Term bank loan facilities are rated as A2+ by CRISIL , reflecting strong execution capabilities and robust financial risk profile**

# Consolidated Financial Results

Rs. Million	FY15	FY14	YoY
<b>Total Revenue</b>	<b>9,311.9</b>	<b>8,950.3</b>	<b>4%</b>
Operating Expenses	6,470.8	6,271.8	
Employees Expenses	382.3	352.1	
Other Expenditure	1,191.0	1,012.7	
<b>EBITDA</b>	<b>1,267.8</b>	<b>1,313.7</b>	<b>-3%</b>
<b>EBITDA margin</b>	<b>13.6%</b>	<b>14.7%</b>	
Other Income	128.9	171.8	
Depreciation	551.7	585.8	
Interest	130.2	178.9	
<b>PBT</b>	<b>714.7</b>	<b>720.8</b>	<b>-1%</b>
<b>Tax *</b>	<b>(2.8)</b>	<b>65.4</b>	
Current Tax	118.4	147.3	
Deferred Tax	(121.2)	(81.9)	
<b>Profit After Tax</b>	<b>717.5</b>	<b>655.4</b>	<b>9%</b>
<b>PAT margin</b>	<b>7.7%</b>	<b>7.3%</b>	

\* Reduction in income tax liability is mainly on account of claiming of deduction of profits under Section 80 IA for the eligible projects executed .

# Consolidated Balance sheet

Rs. in Million	Mar-15	Mar-14	Rs. in Million	Mar-15	Mar-14
<b>Shareholder's Fund</b>	<b>7,885</b>	<b>6,110</b>	<b>Non-Current Assets</b>	<b>15,164</b>	<b>10,167</b>
Share capital	281	281	Fixed Assets	13,432	8,575
Reserves & Surplus	7,604	5,829	Non-current Investments	236	256
Minority Interest	<b>560</b>	<b>559</b>	Deferred Tax Assets (Net)	247	126
<b>Non-Current Liabilities</b>	<b>7,580</b>	<b>4,139</b>	Long Term Loans & Advances	515	482
Long term borrowings	6,719	3,432	Other Non-Current Assets	735	727
Other Long Term Liabilities	843	695	<b>Current Assets</b>	<b>4,952</b>	<b>4,378</b>
Long Term Provisions	17	11	Current Investments	0	0
<b>Current Liabilities</b>	<b>4,092</b>	<b>3,737</b>	Inventories	557	530
Short Term Borrowings	880	501	Trade Receivables	1,101	755
Trade Payables	754	781	Cash & Cash Equivalents	435	573
Other Current Liabilities	2,058	1,892	Short Term Loans & Advances	1,727	1,757
Short Term Provisions	399	562	Other Current Assets	1,131	763
<b>Total Equity &amp; Liabilities</b>	<b>20,116</b>	<b>14,544</b>	<b>Total Assets</b>	<b>20,116</b>	<b>14,544</b>



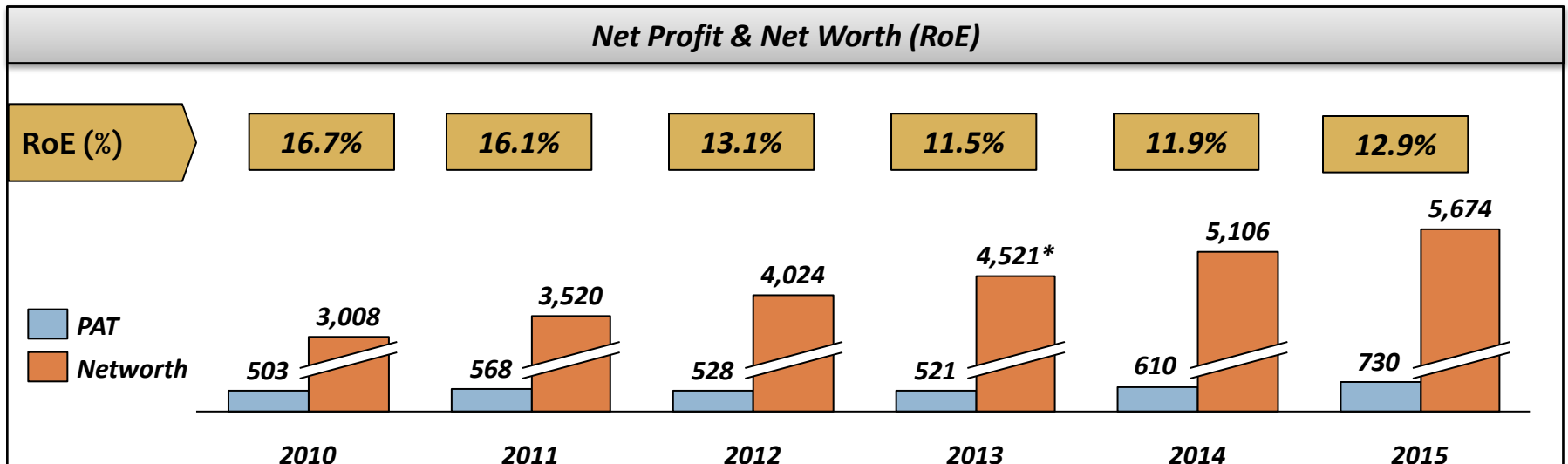
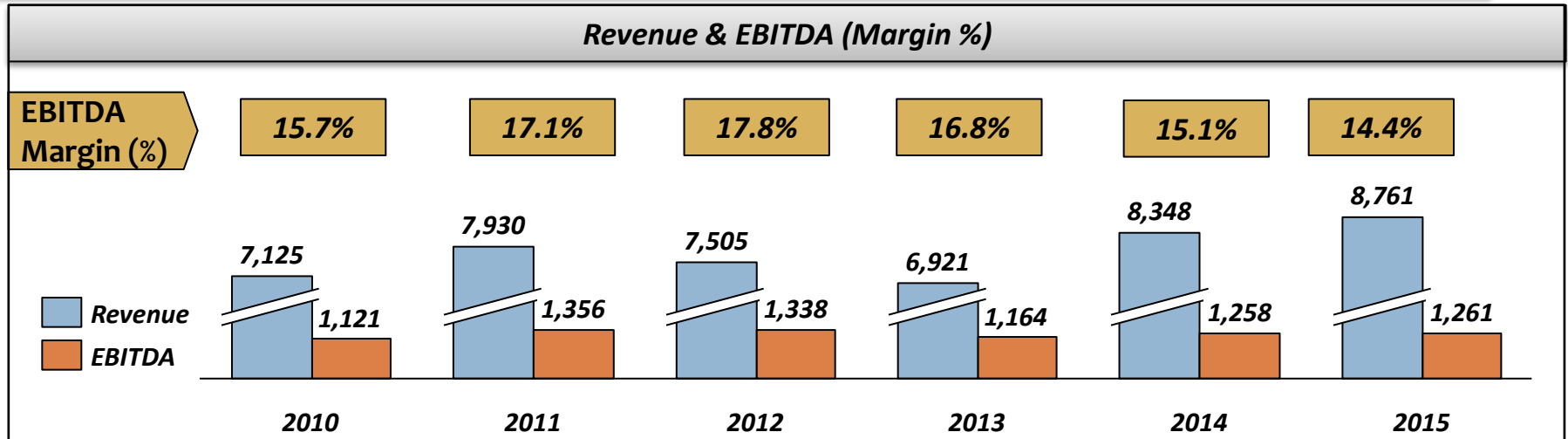
# Standalone Financial Highlights

<i>Financial Year</i>	<i>2010</i>	<i>2011</i>	<i>2012</i>	<i>2013</i>	<i>2014</i>	<i>2015</i>
<b>Turnover</b>	<b>Rs. 7,125</b>	<b>Rs. 7,930</b>	<b>Rs. 7,505</b>	<b>Rs. 6,921</b>	<b>Rs. 8,348</b>	<b>Rs. 8,761</b>
	\$118.6	\$132.0	\$125.0	\$115.2	\$139.0	\$140.0
<b>EBITDA</b>	<b>Rs. 1,121</b>	<b>Rs. 1,356</b>	<b>Rs. 1,338</b>	<b>Rs. 1,164</b>	<b>Rs. 1,258</b>	<b>Rs. 1,261</b>
	\$18.7	\$22.6	\$22.3	\$19.4	\$20.9	\$20.1
<b>Profit before Tax (PBT)</b>	<b>Rs. 826</b>	<b>Rs. 897</b>	<b>Rs. 784</b>	<b>Rs. 670</b>	<b>Rs. 669</b>	<b>Rs. 723</b>
	\$13.8	\$14.9	\$13.1	\$11.2	\$11.1	\$11.6
<b>Profit after Tax (PAT)</b>	<b>Rs. 503</b>	<b>Rs. 568</b>	<b>Rs. 528</b>	<b>Rs. 521</b>	<b>Rs. 610</b>	<b>Rs. 730</b>
	\$8.4	\$9.5	\$8.8	\$8.7	\$10.2	\$11.7
<b>EPS</b>	<b>Rs. 17.88</b>	<b>Rs. 20.21</b>	<b>Rs. 18.76</b>	<b>Rs. 18.54</b>	<b>Rs. 21.68</b>	<b>Rs. 25.96</b>
	\$0.30	\$0.34	\$0.31	\$0.31	\$0.36	\$0.42
<b>Net Worth</b>	<b>Rs. 3,008</b>	<b>Rs. 3,520</b>	<b>Rs. 4,024</b>	<b>Rs. 4,521</b>	<b>Rs. 5,106</b>	<b>Rs. 5,674</b>
	\$50.1	\$58.6	\$67.0	\$75.3	\$85.0	\$90.7
<b>Debt</b>	<b>Rs. 740</b>	<b>Rs. 735</b>	<b>Rs. 555</b>	<b>Rs. 710</b>	<b>Rs. 867</b>	<b>Rs. 963</b>
	\$12.3	\$12.2	\$9.2	\$11.8	\$14.4	\$16.0
<b>Debt to Equity</b>	<b>0.25</b>	<b>0.21</b>	<b>0.14</b>	<b>0.16</b>	<b>0.17</b>	<b>0.17</b>

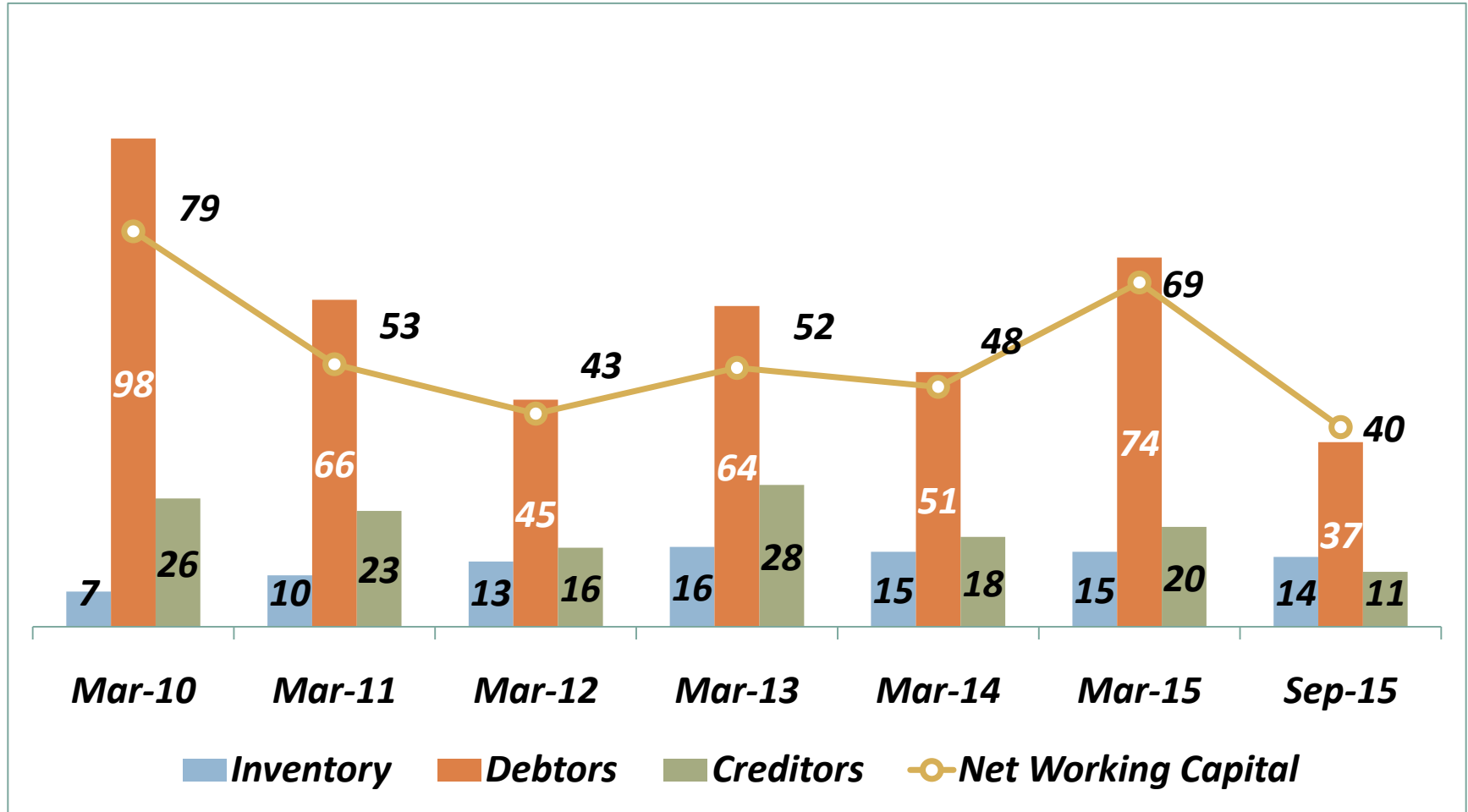
From FY10 to FY14 1 USD = Rs. 60.059  
FY15 – 1USD = Rs. 62.578

All figures in Rupees million except EPS & Debt to Equity

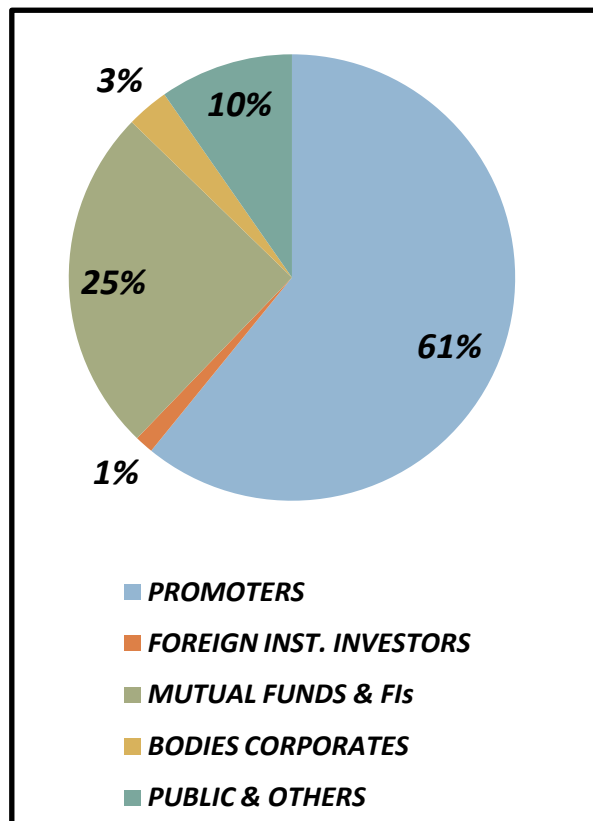
# Standalone Financial Highlights



# Standalone Net Working Capital Days



# Shareholding Pattern as on 30<sup>th</sup> September 2015



<i>Shareholders Holding more than 1% of the Equity (Other than Promoters)</i>	<i>% to Equity</i>
<i>HDFC Mutual Fund</i>	<b>8.35%</b>
<i>Tata Mutual Fund</i>	<b>5.34%</b>
<i>ICICI Prudential Mutual Fund</i>	<b>3.42%</b>
<i>L&amp;T Mutual Fund</i>	<b>3.11%</b>
<i>DSP Blackrock Mutual Fund</i>	<b>2.01%</b>
<i>Franklin Mutual Fund</i>	<b>1.87%</b>
<i>Kotak Mahindra (UK) Ltd</i>	<b>1.16%</b>
<b>Total</b>	<b>25.26%</b>

# Other Businesses

**Irrigation & Water  
Management Projects**

**And**

**Urban Water  
Infrastructure  
Management**

- ❖ **Strong growth opportunity in development of Agricultural Infrastructure**
- ❖ **Execution of Irrigation & Water Supply Projects with Joint Venture Partners**
- ❖ **Executed 3 Projects in Telangana & 1 Project in Bihar**
- ❖ **Executed an Urban Water Infrastructure project in the State of Karnataka**

---

# *Project Gallery*

---

# Completed Projects

BOT (Annuity) Road Project on NH-7 in the State of Telangana



BOT (Annuity) Road Project on NH-7 in the State of Telangana



# Completed Projects

BOT (Annuity) Road Project on NH-7 in the State of Karnataka



Four Lane Highway on NH-50, Bijapur to Hungund Project in the State of Karnataka





# Completed Projects

Road Project in the state of Karnataka -  
Bijapur - Hungund



Road Project in the state of Karnataka -  
Bijapur - Hungund



# Completed Projects

Walayar –Vadakkancherry BOT (Toll Road )  
Project, Kerala



Walayar –Vadakkancherry BOT (Toll Road )  
Project, Kerala



# Under-Construction Projects

Muzaffarpur -Barauni Road project on BOT  
(Toll), Bihar



Muzaffarpur -Barauni Road project on BOT  
(Toll), Bihar



# Under-Construction Projects

Bridge across River Godavari in Telangana State



# Under-Construction Projects

Bridge across River Godavari in Telangana State



Bridge across River Godavari in Telangana State



# Under-Construction Projects

Flyover at Coimbatore in the State of Tamil Nadu



Irrigation Project in Telangana State



**For further information, please contact:**

**Company :**

KNR Constructions Ltd  
CIN: L74210DL1995PLC238364

Mr. G Sravana Kumar  
(GM - Finance & Accounts)

[sravan\\_1967@knrcl.com](mailto:sravan_1967@knrcl.com)

[www.knrcl.com](http://www.knrcl.com)

**Investor Relations Advisors :**

Strategic Growth Advisors Pvt. Ltd.  
CIN: U74140MH2010PTC204285

Mr. Jigar Kavaiya / Mr. Sudeep Chatterjee  
+91-9920602034 / +91 9870449436

[kjigar@sgapl.net](mailto:kjigar@sgapl.net) / [csudeep@sgapl.net](mailto:csudeep@sgapl.net)

[www.sgapl.net](http://www.sgapl.net)