

KNR CONSTRUCTIONS LIMITED

CIN: L74210DL1995PLC238364

Regd. Office: C-125, Anand Niketan, New Delhi - 110021

Corp. Office: KNR House, 3rd & 4th Floor, Plot No: 114, Phase-I, Kavuri Hills, Hyderabad - 500 033


Ph: 040-40268759 / 61 / 62 Fax: 040-40268760; website: knrcl.com; E-mail: investors@knrcl.com



STATEMENT OF STANDALONE / CONSOLIDATED FINANCIAL RESULTS FOR THE QUARTER AND YEAR ENDED 31ST MARCH, 2016

(Rupees In Lakhs)

Sl. No.	PARTICULARS	STANDALONE					CONSOLIDATED	
		THREE MONTHS ENDED			YEAR ENDED		YEAR ENDED	
		31-03-16	31-12-15	31-03-15	31-03-16	31-03-15	31-03-16	31-03-15
		Audited	Un-Audited	Audited	Audited	Audited	Audited	Audited
No. of Months				12	12	12	12	
PART I								
1.	Income from Operations							
	a) Net sales / income from operations (net of excise duty)	35,234.09	22,411.12	28,316.72	99,339.97	93,085.52	99,367.08	93,099.20
	Less: Company's Share in Joint Ventures	5,801.81	2,062.52	2,695.70	10,829.28	5,483.22	-	-
	Net Sales/ Income From Operations	29,432.28	20,348.60	25,621.02	88,510.69	87,602.30	99,367.08	93,099.20
	b) Other Operating Income	151.72	1,507.04	(54.24)	1,744.05	10.81	145.33	19.65
	Total income from Operations (Net)	29,584.00	21,855.64	25,566.78	90,254.74	87,613.11	99,512.41	93,118.85
2.	Expenses							
	a) Cost of materials consumed	7,066.69	5,841.14	9,701.80	27,917.35	33,699.91	31,786.16	33,810.04
	b) Changes in inventories of finished goods. Work-in-progress and Stock-in-trade	-	-	-	-	-	(632.96)	(160.98)
	c) Sub contract Expenses	7,929.38	2,267.47	3,356.44	16,836.98	16,062.09	18,702.70	21,134.01
	d) Spreading & Assortment Expenses	5,298.46	5,992.82	2,856.85	15,874.93	9,893.29	16,488.73	9,924.91
	e) Employee benefits expense	1,156.67	1,057.10	1,102.53	4,351.80	3,807.59	4,668.57	3,822.93
	f) Depreciation and amortization expense	1,098.64	1,082.95	1,257.41	4,314.43	5,405.58	4,806.69	5,516.77
	g) Other expenses	3,619.53	2,040.71	5,078.65	9,733.00	11,535.96	11,080.44	11,910.41
	Total Expenses	26,169.37	18,282.19	23,353.68	79,028.49	80,404.42	86,900.33	85,958.09
3.	Profit / (loss) from operations before other income, finance costs and exceptional items (1-2)	3,414.63	3,573.45	2,213.10	11,226.25	7,208.69	12,612.08	7,160.76
4.	Other Income	1,536.99	163.33	539.70	3,049.34	1,245.70	4,241.06	1,288.79
5.	Profit / (loss) from ordinary activities before finance costs and exceptional items (3-4)	4,951.62	3,736.78	2,752.80	14,275.59	8,454.39	16,853.14	8,449.55
6.	Finance Costs	403.93	260.48	317.55	1,262.67	1,224.30	5,631.81	1,302.21
7.	Profit / (loss) from ordinary activities after finance costs but before exceptional items (5 - 6)	4,547.69	3,476.30	2,435.25	13,012.92	7,230.09	11,221.33	7,147.34
8.	Exceptional Items	-	-	-	-	-	-	-
9.	Profit / (loss) from ordinary activities before tax (7 - 8)	4,547.69	3,476.30	2,435.25	13,012.92	7,230.09	11,221.33	7,147.34
10.	Tax expense							
	Current Tax	972.13	430.19	521.97	2,456.66	1,517.00	3,200.32	1,560.28
	MAT credit entitlement	(353.91)	(201.68)	(149.19)	(816.22)	(488.14)	(816.22)	(488.14)
	Prior Period Taxes	(1,818.35)	-	-	(4,372.26)	112.10	(4,111.58)	112.10
	Deferred Tax	(47.20)	(32.59)	(376.12)	(367.59)	(1,212.11)	(367.59)	(1,211.94)
11.	Profit / (loss) from ordinary activities after tax (9-10)	5,795.02	3,280.38	2,438.59	16,112.33	7,301.24	13,316.40	7,175.04
12.	Extraordinary items (net of tax expenses)	-	-	-	-	-	-	-
13.	Net profit / (loss) for the period (11 - 12)	5,795.02	3,280.38	2,438.59	16,112.33	7,301.24	13,316.40	7,175.04
14.	Share of Profit / (loss) of associates	-	-	-	-	-	(679.97)	(201.36)
15.	Minority Interest	-	-	-	-	-	2.58	2.26
16.	Net Profit / (Loss) after taxes, minority interest and share of profit / (loss) of associates (13 -14 -15)	5,795.02	3,280.38	2,438.59	16,112.33	7,301.24	12,639.01	6,975.94
17.	Paid up equity share capital (Face Value Rs.10 per share)	2,812.35	2,812.35	2,812.35	2,812.35	2,812.35	2,812.35	2,812.35
18.	Reserves excluding Revaluation Reserves as per balance sheet of previous accounting year				69,883.70	54,108.20	66,883.87	76,035.39
19.1	Earnings Per Share (before extraordinary items)							
	Basic and Diluted	20.61*	11.66*	8.67*	57.29	25.96	44.94	24.80
	* Not Annualized							
19.2	Earnings Per Share (after extraordinary items)							
	Basic and Diluted	20.61*	11.66*	8.67*	57.29	25.96	44.94	24.80
	* Not Annualized							



Sl. No.	PARTICULARS	STANDALONE					CONSOLIDATED	
		THREE MONTHS ENDED			YEAR ENDED		YEAR ENDED	
		31-03-16	31-12-15	31-03-15	31-03-16	31-03-15	31-03-16	31-03-15
		Audited	Un-Audited	Audited	Audited	Audited	Audited	Audited
	No. of Months	3	3	3	12	12	12	12

PART II


A Particulars Of Shareholding		3 months ended 31-03-16		3 months ended 31-12-15		3 months ended 31-03-15	
1.	Public Shareholding	11,037,319	11,037,319	9,698,219	11,037,319	9,698,219	11,037,319
	- Number of Shares	39.25%	39.25%	34.48%	39.25%	34.48%	39.25%
	- Percentage of Shareholding						
2.	Promoters and Promoter Group Shareholding						
a)	Pledged / Encumbered						
	- Number of Shares	-	-	-	-	-	-
	- Percentage of Shares (Total Shareholding of Promoter & Promoter Group)	-	-	-	-	-	-
	- Percentage of Shares (Total Share Capital of the Company)	-	-	-	-	-	-
b)	Non-Encumbered						
	- Number of Shares	17,086,141	17,086,141	18,425,241	17,086,141	18,425,241	17,086,141
	- Percentage of Shares (Total Shareholding of Promoter & Promoter Group)	100.00%	100.00%	100.00%	100.00%	100.00%	100.00%
	- Percentage of Shares (Total Share Capital of the Company)	60.75%	60.75%	65.52%	60.75%	65.52%	60.75%

PARTICULARS		3 months ended 31-03-16	
B	Investor Complaints		
	Pending at the beginning of the quarter.	Nil	
	Complaints received during the quarter.	Nil	
	Disposed of during the quarter.	Nil	
	Remaining unresolved at the end of the quarter.	Nil	

Notes:

- The above results have been reviewed by the Audit Committee and taken on record by the Board of Directors in their meeting held on 30-05-16
- The company is engaged in only one reportable segment viz. "Construction and Engineering" and at single geographical area namely India.
- For the quarter ended Nil (PY - Nil) and year ended Rs 1287.75 lakhs (PY - Nil) claim has been received by one of the Joint Venture Entity, which is included in the other operating Income.
- For the quarter ended Rs 586.36 lakhs (PY - Nil) and year ended Rs 1172.40 lakhs (PY - Nil) interest on income tax refunds was received, which is pertaining to prior years and included in other income.
- For the quarter ended Rs 1557.67 lakhs (PY - Nil) and year ended Rs 4111.56 lakhs (PY - Nil) prior period taxes includes reversal of excess provision for the AY 2006-07 to AY 2012-13 as per the income tax assessment orders received during the year for 80IA claims of these years.
- During this year un-paid dividend of Rs. 64,209/- was transferred to the Investor Education and Protection Fund.
- The Consolidated Financial Results include results of all the Subsidiaries, Associates and Joint Ventures of KNR Constructions Limited and are prepared in accordance with the applicable accounting standards.
- The figures for the quarter ended 31st March, 2016 and 31st March, 2015 are the balancing figures between the audited figures of the full financial years ended 31st March, 2016 and 31st March, 2015 respectively, and the published year to date figures up to the Nine months ended 31st December, 2015 and 31st December 2014 respectively.
- The figures have been regrouped and/or rearranged wherever considered necessary.

Place: Hyderabad
Date: 30-05-2016



For KNR Constructions Ltd.,

K. Narasimha Reddy
K. Narasimha Reddy
Managing Director


KNR CONSTRUCTIONS LIMITED

STATEMENT OF ASSETS AND LIABILITIES AS ON 31ST MARCH, 2016

(Rupees In Lakhs)

PARTICULARS	STANDALONE		CONSOLIDATED	
	As at 31-03-2016	As at 31-03-2015	As at 31-03-2016	As at 31-03-2015
A EQUITY AND LIABILITIES				
1) Shareholders' Funds				
a) Share Capital	2,812.35	2,812.35	2,812.35	2,812.35
b) Reserves and Surplus	69,883.70	54,108.20	66,883.87	76,035.39
c) Money received against share warrants	-	-	-	-
Sub-total - Shareholders' funds	72,696.05	56,920.55	69,696.22	78,847.74
2) Share Application Money Pending Allotment	-	-	-	-
3) Minority Interest	-	-	8,073.72	9,060.47
4) Non - Current Liabilities				
a) Long-term borrowings	698.13	13.14	63,138.67	63,730.86
b) Deferred tax liabilities (net)	-	-	-	-
c) Other Long term Liabilities	17,866.58	6,713.26	19,973.74	8,433.56
d) Long-term Provisions	230.62	171.82	233.99	171.82
Sub-total - Non- Current Liabilities	18,795.33	6,898.22	83,346.40	72,336.24
5) Current Liabilities				
a) Short-term borrowings	10,552.51	8,804.61	10,552.51	8,804.61
b) Trade Payables	11,208.25	7,050.51	11,890.12	7,544.28
c) Other Current Liabilities	9,459.67	17,753.00	14,730.15	20,580.82
d) Short-term Provisions	5,093.50	2,919.11	6,849.73	3,990.35
Sub-total - Current Liabilities	36,313.93	36,527.23	44,022.51	40,920.06
TOTAL EQUITY AND LIABILITIES	127,805.31	100,346.00	205,138.85	201,164.51
B ASSETS				
1) Non-Current Assets				
a) Fixed Assets	24,679.48	22,690.54	126,309.91	134,320.07
b) Goodwill on consolidation	-	-	-	-
c) Non-current Investments	3,547.53	2,276.63	1,684.44	2,364.39
d) Deferred Tax Assets (net)	2,759.45	2,391.86	2,834.61	2,467.01
e) Long-term loans and advances	39,017.74	17,859.18	7,576.96	5,145.27
f) Other non-current assets	6,886.55	7,322.23	7,226.93	7,345.00
Sub-total - Non-current Assets	76,890.75	52,540.44	145,632.85	151,641.74
2) Current Assets				
a) Current Investments	790.63	874.06	-	-
b) Inventories	3,534.98	3,590.59	6,183.34	5,572.58
c) Trade Receivables	12,936.34	17,650.15	13,465.88	11,013.29
d) Cash and Cash Equivalents	1,613.80	1,572.60	4,500.75	4,354.58
e) Short-term loans and advances	22,759.17	15,061.77	26,171.00	17,268.39
f) Other Current Assets	9,279.64	9,056.39	9,185.03	11,313.93
Sub-total - Current Assets	50,914.56	47,805.56	59,506.00	49,522.77
TOTAL ASSETS	127,805.31	100,346.00	205,138.85	201,164.51

For KNR Constructions Ltd.,



K. Narasimha Reddy
Managing Director

Place: Hyderabad
Date: 30-05-2016